

**TM5-3610-220-24P**

**TECHNICAL MANUAL**

**ORGANIZATIONAL, DIRECT SUPPORT AND  
GENERAL SUPPORT MAINTENANCE  
REPAIR PARTS AND SPECIAL TOOLS LIST  
(INCLUDING DEPOT MAINTENANCE REPAIR PARTS  
AND SPECIAL TOOLS)**

**CAMERA, COPYING, MOBILE PROCESS  
208 VOLT, 3 PHASE, 60 HERTZ 24 X 30  
INCH (CONSOLIDATED INTERNATIONAL  
MODEL 1969) FSN 3610-400-7588**

---

**HEADQUARTERS, DEPARTMENT OF THE ARMY**

**OCTOBER 1973**

CHANGE  
NO. 1



HEADQUARTERS  
DEPARTMENT OF THE ARMY  
WASHINGTON, D.C., 9 JULY 1992

**ORGANIZATIONAL, DIRECT SUPPORT AND GENERAL SUPPORT  
MAINTENANCE REPAIR PARTS AND SPECIAL TOOLS LIST  
(INCLUDING DEPOT MAINTENANCE REPAIR PARTS AND SPECIAL TOOLS)**

**Camera, Copying, Mobile Process  
208 Volt, 3 Phase, 60 Hertz, 24X30 Inch  
Consolidated International Model 1969  
FSN 3610-400-7588  
Model 1969M, NSN 3610-00-067-8926**  
Approved for public release; distribution is unlimited

TM5-3610-220-24P, 24 October 1973, is changed as follows:

Title is changed as shown above.

Page viii, para6. Line 4 is changed to read 63120-1798. Lines 7 and 8 are changed to read: **U.S. Army Troop Support Command, ATTN: AMSTR-MMTS.**

Page 1, Figure 5, Item 16. Delete FSN 3610-418-4688, change reference no. from 13200E5124 to 13222E5076, change SMR Code from P0 to X20.

Page 13, Figure 4, Item 2. Delete FSN 3120-182-8831, change reference no. from 13200E5156-1 to 13222E5053, change SMR Code from PH to X2H.

Page 13, Figure 4, Item 3. Delete FSN 3120-444-7137, change reference no. from 13200E5156-2 to 13222E5053, change SMR Code from PH to X2H.

Page 13, Figure 3, Item 8. Delete FSN 3040-480-7351, change reference no. from 13200E4888 to 13222E4806, change SMR Code from PF to X2F.

Page 13, Figure 3, Item 9. Delete FSN 3610-418-4695, change reference no. from 13200E4886 to 13222E4804, change SMR Code from PF to X2F.

Page 14, Figure 4, Item 15. Delete FSN 3040-480-7353, change reference no. from 13200E4929 to 13222E4839, change SMR Code from P2F to X2F.

Page 14, Figure 4, Item 17. Delete FSN 3610-418-4696, change reference no. from 13200E4928 to 13222E4838, change SMR Code from PF to X2F.

Page 15, Figure 5, Item 3. Delete FSN 3610-418-4700, change reference no. from 13200E5117-2 to 13222E5072, change SMR Code from P20 to X20.

Page 15, Figure 5, Item 11. Delete FSN 3610-419-8592, change reference no. from 13200E5121 to 13222E5074, change SMR Code from P0 to X20.

Page 15, Figure 5, Item 12. Delete FSN 3610-419-8593, change reference no. from 13200E5122 to 1322E0066, change SMR Code from P0 to X20.

## TM5-3610-220-24P

Page 15, Figure 5, Item 13. Delete FSN 3610-418-4693, change reference no. from 13200E5118 to 13222E5073, change SMR Code from P20 to X20.

Page 17, Figure 7, Item 2. Delete FSN 3610-418-4692, change reference no. from 13200E5113 to 13222E5049, change SMR Code from P0 to X20.

Page 17, Figure 8, Item 5. Delete FSN 3610-418-4690, change reference no. from 13200E5251 to 13222E5057, change SMR Code from P0 to X20.

Page 18, Figure 8, Item 24. Delete FSN 3610-418-4703, change reference no. from 13200E4952-1 to 13222E4843, change SMR code from P2F to X2F.

Page 18, Figure 8, Item 24. Delete FSN 3610-418-4704, change reference no. from 13200E4952-2 to 13222E4844, change SMR Code from P2F to X2F.

Page 21, Figure 12, Item 15. Delete FSN 3610-418-4707, change reference no. from 13200E5127 to 13222E4952, change SMR Code from P20 to X20.

Page 21, Figure 12, Item 21. Delete FSN 3610-418-4709, change reference no. from 13200E5128 to 13222E4953, change SMR Code from P20 to X20.

Page 21, Figure 12, Item 25. Delete FSN 3610-418-4694, change reference no. from 13200E5126 to 13222E4951, change SMR Code from P20 to X20.

Page 24, Figure 18, Item 13. Delete FSN 3130-497-1609, change reference no. from 13200E5014 to 13222E5136, change SMR Code from PF to X2F.

Page 25, Figure 19. Delete FSN 3610-418-4705, change reference no. from 13200E5015 to 13222E5137, change SMR Code from P2F to X2F.

Page 26, Figure 21, Item 2. Delete FSN 3610-418-4698, change reference no. from 13200E4989 to 13222E5016, change SMR Code from P0 to X20.

Page 26, Figure 21, Item 3. Delete FSN 3610-418-4701, change reference no. from 13200E4988 to 13222E50515, change SMR Code from P0 to X20.

Page 32, Figure 28, Item 11. Delete FSN 3610-418-4691, change reference no. from 13200E5057 to 13222E5170, change SMR Code from P2F to X2F.

Page 32, Figure 28, Item 20. Delete FSN 3610-230-2761, change reference no. from 13200E5068 to 13222E5174, change SMR Code from PF to X2F.

Page 36, Figure 33, Item 5. Delete FSN 3610-418-4687, change reference no. from 13200E5192 to 13222E5031-l, change SMR Code from PM to X2H.

Page 36, Figure 33, Item 7. Delete FSN 3120-444-1479, change reference no. from 13200E4916 to 13222E5053, change SMR Code from PH to X2H.

Page 37, Figure 33, Item 13. Delete FSN 3610-41 8-4689, change reference no. from 1074-10 to 13222E5039, change SMR Code from PH to X2H.

Page 37, Figure 34, Item 13. Delete FSN 3120-444-7138, change reference no. from 13200E4917 to 13222E5053, change SMR Code from PH to X2H.

Page 38, Figure 34, Item 31. Delete FSN 3610-418-4708, change reference no. from 13200E5196 to 13222E5019, change SMR Code from P2H to X2H.

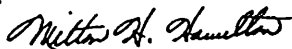
Page 40, Figure 36, Item 16. Delete FSN 3610-418-4686, change reference no. from 13200E5238 to 13222E4985, change SMR Code from PF to X2F.

Page 43, Figure 44, Item 8. Delete FSN 3610-418-4702, change reference no. from 13200E5256 to 13222E5068, change SMR Code from P0 to X20.

All changes, additions, or deletions of Federal Stock Numbers, Reference or Manufacturer's Code and Part Numbers within this change should be appropriately reflected in the index.

**By Order of the Secretary of the Army:**

Official:



**MILTON H. HAMILTON**

*Administrative Assistant to the  
Secretary of the Army*

01996

**GORDON R. SULLIVAN**  
*General, United States Army  
Chief of Staff*

**DISTRIBUTION:**

To be distributed in accordance with **DA Form 12-25E**, qty rqr block no. 0302.

**Technical Manual** }  
 No. 5-3610-220-24P }

HEADQUARTERS  
 DEPARTMENT OF THE ARMY  
 Washington, D. C. 24 October 1973

**ORGANIZATIONAL, DIRECT SUPPORT AND  
 GENERAL SUPPORT MAINTENANCE  
 REPAIR PARTS AND SPECIAL TOOLS LIST  
 (INCLUDING DEPOT MAINTENANCE REPAIR PARTS AND  
 SPECIAL TOOLS)  
 CAMERA, COPYING, MOBILE PROCESS  
 208 VOLT, 3 PHASE, 60 HERTZ 24 X 30  
 INCH (CONSOLIDATED INTERNATIONAL  
 MODEL 1969) FSN 3610-400-7588**

Current as of 24 July 1973

	Page	Illus Figure
Section I. INTRODUCTION . . . . .		
II. PRESCRIBED LOAD ALLOWANCE (NOT APPLICABLE)		
III. ORGANIZATIONAL MAINTENANCE REPAIR PARTS LIST	1	
Group 02. Focusing Glass Frame Assembly . . . . .	1	4
03. Dark Room Frame Assembly . . . . .	1	5
04. Bellows and Rod Assembly . . . . .	2	
Rod assembly . . . . .		6
Bellows . . . . .		7
05. Camera Back Assembly . . . . .	3	
Counter balance . . . . .		8
06. Arc Lamp Assembly . . . . .	3	
Tie bar assembly . . . . .		9
Lamp, arc . . . . .		10
07. Arc Lamp Arm Support Assemblies . . . . .	4	
Tie bar assembly . . . . .		11
Arm assembly . . . . .		12
08. Flash Lamp Assembly . . . . .	5	
Lamp flash . . . . .		13
09. Lens Board Assembly . . . . .	6	
Lens assembly . . . . .		15
Shutter assemblies . . . . .		17
Drive mechanism . . . . .		18
Carriage assemblies . . . . .		21
10. Positive Holder Assembly . . . . .	7	
Light box assembly . . . . .		22
Film bracket assembly . . . . .		23
Film bracket assembly . . . . .		24
Positive holder . . . . .		25

TM5-3610-220-24P

	Page	Illus. Figure
11. Copyboard Assembly . . . . .	8	
Cross brace assembly . . . . .		27
Copyboard box assembly . . . . .		28
Carriage assembly . . . . .		30
12. Lensboard and Copyboard . . . . .	9	
Drive mechanisms . . . . .		34
20. Truss Support Assemblies . . . . .	9	43
21. Camera Tube Assembly . . . . .	10	
Support plate . . . . .		44
Chain, drive screw . . . . .		45
22. Camera Base Assembly . . . . .	10	48
 Section IV. ORGANIZATIONAL MAINTENANCE SPECIAL TOOLS LIST (NOT APPLICABLE)		
 V. DIRECT SUPPORT, GENERAL SUPPORT AND DEPOT MAIN- TENANCE REPAIR PARTS LIST. . . . .		
Group 01. Vacuum Back Assembly . . . . .	12	1
Hinge assembly, back . . . . .		2
Lock assembly, back . . . . .		3
02. Focusing Glass Frame Assembly . . . . .	13	4
03. Dark Room Frame Assembly . . . . .	15	5
04. Bellows and Rod Assembly . . . . .	16	
Rod assembly . . . . .		6
Bellows . . . . .		7
05. Camera Back Assembly . . . . .	17	
Counter balance . . . . .		8
06. Arc Lamp Assembly . . . . .	19	
Tie bar assembly . . . . .		9
Lamp, arc . . . . .		10
07. Arc Lamp Arm Support Assemblies . . . . .	20	
Tie bar assembly . . . . .		11
Arm assembly . . . . .		12
08. Flash Lamp Assembly . . . . .	22	
Lamp flash . . . . .		13
09. Lens Board Assembly . . . . .	22	
Switches . . . . .		14
Lens assembly . . . . .		15
Lens plate . . . . .		16
Shutter assembly . . . . .		17
Drive mechanism . . . . .		18
Rack assembly . . . . .		19
Back plate . . . . .		20
Carriage assembly . . . . .		21
10. Positive Holder Assembly . . . . .	28	
Light box assembly . . . . .		22
Film bracket assembly . . . . .		23
Film bracket assembly . . . . .		24
Positive holder . . . . .		25
11. Copyboard Assembly . . . . .	31	
Switches . . . . .		26
Cross brace assembly . . . . .		27
Copyboard box assembly . . . . .		28
Operating rod assembly . . . . .		29
Carriage assembly . . . . .		30
12. Lensboard and Copyboard Drive Mechanisms . . . . .	35	
Drive mechanisms . . . . .		31, 33, 34
Drive motor . . . . .		32
Switches . . . . .		35
13. Lensboard and Copyboard . . . . .	39	
Counter assembly . . . . .		36
14. Transformer Assembly . . . . .	40	37
15. Electronic Sensing Device Assembly . . . . .	41	38
16. Electronic Filter Assemblies . . . . .	41	39
17. Magnetic Starter Arc Lamp . . . . .	41	40

**TM5-3610-220-24P**

	Page	Illus. Figure
18. Magnetic Starter Drive Motor . . . . .	41	41
19. Vacuum Turbo-Compressor Assembly . . . . .	41	42
20. Truss Support Assemblies . . . . .	42	43
21. Camera Tube Assembly . . . . .	43	
Support plate . . . . .		44
Chain, drive screw . . . . .		45
Rail assembly . . . . .		46
Tube assembly . . . . .		47
22. Camera Base Assembly . . . . .	44	48
Section VI. DIRECT SUPPORT, GENERAL SUPPORT AND DEPOT MAINTENANCE SPECIAL TOOLS LIST (NOT APPLICABLE)		
VII. FEDERAL STOCK NUMBERS AND REFERENCE NUMBERS INDEX . . . . .	96	

## SECTION I. INTRODUCTION

### 1. Scope

a. This manual lists repair parts, special tools, test and support equipment required for the performance of organizational, direct support, general support, and depot maintenance of the camera.

b. Repair parts listed represent those authorized for use at indicated maintenance levels and will be requisitioned on an "as required" basis until stockage is justified by demand in accordance with AR 710-2.

### 2. General

This Repair Parts and Special Tools List is divided into the following sections:

a. *Prescribed Load Allowance List - Section II.* (Not applicable)

b. *Repair Parts List - Section III.* A list of repair parts authorized at the organizational level for the performance of maintenance. The list also includes parts which must be removed for replacement of the authorized parts. Parts lists are composed of assembly groups in ascending numerical sequence, with the parts in each group listed in figure and item number sequence.

c. *Special Tools, Test and Support Equipment - Section IV.* A list of special tools, test and support equipment authorized for the performance of maintenance at the organizational level. ("Not applicable").

d. *Repair Parts List - Section V.* A list of repair parts authorized at the direct support, general support, and depot levels for the performance of maintenance. The list also includes parts which must be removed for the replacement of the authorized parts. Parts lists are composed of assembly groups in ascending numerical sequence, with parts in each group listed in figure and item number sequence.

e. *Special Tools, Test and Support Equipment - Section VI.* A list of special tools, test and support equipment authorized for the performance of maintenance at the direct support, general support, and depot levels. (Not applicable.)

f. *Federal Stock Number and Reference*

*Number Index - Section VII.* A list, in ascending numerical sequence, of all Federal stock numbers appearing in the listings, followed by a list, in alpha-numeric sequence, of all reference numbers appearing in the listings. Federal stock number and reference numbers are cross-referenced to each illustration figure and/or item number appearance.

### 3. Explanation of Columns

The following provides an explanation of columns found in the tabular listings in Sections III through VI.

a. *Source, Maintenance, and Recoverability Codes (SMR).*

(1) *Source Code.* Indicates the source for the listed items. Source Codes are:

Code	<i>Explanation</i>
P	Repair Parts, Special Tools and Test Equipment supplied from the GSA/DSA, or Army supply system, and authorized for use at indicated maintenance levels.
P2	Repair Parts, Special Tools and Test Equipment which are procured and stocked for insurance purposes because the combat or military essentiality of the end item dictates that a minimum quantity be available in the supply system.
P9	Assigned to items which are NSA design controlled: unique repair parts, special tools, test, measuring, and diagnostic equipment which are stocked and supplied by the Army COMSEC Logistic System and which are not subject to the provisions of AR 380-41.
P10	Assigned to items which are NSA design controlled: special tools, test, measuring, and diagnostic equipment for COMSEC support which are accountable under the provisions of AR 380-41 and which are stocked and supplied by the Army COMSEC Logistic System.
M	Repair Parts, Special Tools and Test Equipment which are not procured or stocked as such in the supply system but are to be manufactured at indicated maintenance levels.
A	Assemblies which are not procured or stocked as such, but are made up of two or more units. Such component units carry individual stock numbers and descriptions, are procured and stocked separately, and can be assembled to form the required assembly at indicated maintenance categories.
X	Parts and assemblies that are not procured or stocked because the failure rate is normally below that of the applicable end item or component. The failure of such part or assembly should result in retirement of the end item from the supply system.



TM5-3610-220-24P

<i>Code</i>	<i>Explanation</i>
<b>X1</b>	<b>Repair Parts which are not procured or stocked. The requirement for such items will be filled by the next higher assembly or component.</b>
<b>X2</b>	<b>Repair Parts, Special Tools and Test Equipment which are not stocked and have no foreseen mortality. The indicated maintenance level requiring such repair parts will attempt to obtain the parts through cannibalization or salvage. The item may be requisitioned, with exception data, from the end item manager for immediate use.</b>
<b>G</b>	<b>Major assemblies that are procured with FEMA funds for initial issue only as exchange assemblies at DS and GS level. These assemblies will not be stocked above the DS and GS level or returned to depot supply level.</b>

**NOTE**

Cannibalization or salvage may be used as a source of supply for any items source coded above except those coded X1 and aircraft support items as restricted by AR 700-42.

(2) Maintenance Code. Indicates the lowest level of maintenance authorized to install the repair part and/or use the special tool or test equipment for each application. Capabilities of higher maintenance levels are considered equal or better. Maintenance codes are:

<i>Code</i>	<i>Explanation</i>
c	Crew/Operator
o	Organizational maintenance
F	Direct Support maintenance
H	General Support maintenance
D	Depot maintenance

(3) Recoverability Code, Indicates whether unserviceable items should be returned for recovery or salvage. Items not coded are nonrecoverable. Recoverability codes are:

<i>Code</i>	<i>Explanation</i>
<b>R</b>	<b>Repair parts, (assemblies and components), special tool and test equipment which are considered economically repairable at direct and general support maintenance levels. When the item is no longer economically repairable, it is normally disposed of at the GS level. When supply considerations dictate, some of these repair parts may be listed for automatic return to supply for depot level repair as set forth in AR 710-50. When so listed, they will be replaced by supply on an exchange basis.</b>
<b>S</b>	<b>Repair Parts, Special Tools, Test Equipment and assemblies which are economically repairable at DS and GS activities and which normally are furnished by supply on an exchange basis. When items are determined by a GSU to be uneconomically repairable, they will be evacuated to a depot for evaluation and analysis before final disposition.</b>

<i>Code</i>	<i>Explanation</i>
<b>T</b>	<b>High dollar value recoverable repair parts, special tools and test equipment which are subject to special handling and are issued on an exchange basis. Such items will be repaired or overhauled at depot maintenance activities only. No repair may be accomplished at lower levels.</b>
<b>U</b>	<b>Repair Parts, Special Tools and Test Equipment specifically selected for salvage by reclamation units because of precious metal content, critical materials, high dollar value or reusable casings or castings.</b>

b. Federal Stock Number. Indicates the Federal stock number assigned to the item and will be used for requisitioning purposes.

c. Description. Indicates the Federal item name and a minimum description required to identify the item. The last line indicates the reference number followed by the applicable Federal Supply Code for Manufacturer (FSCM) in parentheses. The FSCM is used as an element in item identification to designate manufacturer or distributor or Government agency, etc., and is identified in SB 708-42. Items that are included in kits and sets are listed below the name of the kit or set with quantity of each item in the kit or set indicated in front of the item name.

d. Unit of Measure (U/M). Indicates the standard or basic quantity by which the listed item is used in performing the actual maintenance function. This measure is expressed by a two-character alphabetical abbreviation, e.g., ea, in, pr, etc., and is the basis used to indicate quantities and allowances in subsequent columns.

e. Quantity Incorporated in Unit. Indicates the quantity of the item used in the breakout shown on the illustration figure, which is prepared for a assembly group or an assembly. A "V" appearing in this column in lieu of a quantity indicates that no specific quantity is applicable, e.g., shims, spacers, etc.

f. Fifteen-Day Organizational Maintenance Allowances.

(1) Items authorized for use as required but not for initial stockage are identified with an asterisk in the allowance column.

(2) The allowance columns are divided into four subcolumns. Indicated in each subcolumn is the total quantity of special tools authorized for the number of equipments supported. ("Not applicable".)

g. Thirty-Day DS/GS Maintenance Allowance.

(1) Items authorized for use as required but not for initial stockage are identified with an asterisk in the allowance column.

(2) The allowance columns are divided into three subcolumns. The quantitative allowance of special tools for DS/GS levels of maintenance will represent initial stockage for a 30-day period for the number of equipments supported. ("Not applicable".)

*h. One-Year Allowances Per 100 Equipment, Contingency Planning Purposes.*

(1) Items authorized for use as required but not for initial stockage are identified with an asterisk in the allowance column.

(2) This column indicates the total quantity of special tools required for distribution and contingency planning purposes. ("Not applicable".)

*i. Depot Maintenance Allowance Per 100 Equipment*

(1) Items authorized for use as required but not for initial stockage are identified with an asterisk in the allowance column.

(2) This column indicates the total quantity of special tools authorized for depot maintenance of 100 equipments. ("Not applicable".)

*j. Illustration.* This column is divided as follows:

(1) *Figure number.* Indicates the figure number of the illustration on which the item is shown.

(2) *Item number.* Indicates the callout number used to reference the item on the illustration.

**4. Special Information**

*a.* Usable on codes are included in Column 3. *Uncoded items are applicable to all models and/or serial number range.* Identifications of the usable on codes used in this publication are. (Applicable only when identifying parts to a particular serial number range or model.)

*b.* The basis of issue for authorized special tools, test and support equipment is the number of end items of equipment supported and the number of maintenance personnel allocated to perform the required maintenance operations.

*c.* Parts which require manufacture or assembly of a maintenance level higher than that authorized for installation will indicate in the source column the higher maintenance level.

*d.* Repair parts kits and gasket sets appear as the last entries in the repair parts listing for the group or assembly to which they apply.

*e.* The following publication pertains to the camera and its components:

TM 5-3610-220-14 Operator, Organizational, Direct Support and General Support Maintenance Manual.

**5. How to Locate Repair Parts**

*a.* When Federal stock number or reference number is unknown:

(1) Using the table of contents determine the assembly group within which the repair part belongs. This is necessary since illustrations are prepared for assembly groups, and listings are divided into the same groups.

(2) Find the illustration covering the assembly group to which the repair part belongs.

(3) Identify the repair part on the illustration and note the illustration figure and item number of the repair part.

(4) Using the Repair Parts Listing, find the assembly group to which the repair part belongs and locate the illustration figure and item number noted on the illustration.

*b.* When the Federal stock number or reference number is known:

(1) Using the Index of Federal Stock Numbers and Reference Numbers find the pertinent Federal stock number or reference number. This index is in ascending FSN sequence followed by a list of reference numbers in alpha-numeric sequence, cross-referenced to the illustration figure number and item number.

(2) Using the Repair Parts Listing, find the assembly group of the repair part and the illustration figure number and item number referenced in the Index of Federal Stock Numbers and Reference Numbers.

**6. Recommendations for Maintenance Publications Improvements**

You can improve this manual by calling attention to errors and by recommending improvements, using DA Form 2028 (Recommended Changes to Publications) or by a

**TM5-3610-220-24P**

**letter, and mailing directly to Commander,  
U. S. Army Troop Support Command, ATTN:  
AMSTS-MPP, 4300 Goodfellow Boulevard,**

**St. Louis, Missouri 63120. A reply will be  
furnished directly to you.**

(1) MFR CODE	(2) FEDERAL STOCK NUMBER	(3) DESCRIPTION	(4) USABLE OR CODE	(5) UNIT OF MEASUREMENT	(6) ORGANIZATIONAL MAINTENANCE ALLOW				(7) CLASSIFICATION		
					(a)	(b)	(c)	(d)	(e)	(f)	
					1-5	6-20	21-50	51-100	REG. CL.	ITEM NO.	
SECTION III - REPAIR PARTS FOR ORGANIZATIONAL MAINTENANCE											
GROUP 02 - FOCUSING GLASS FRAME ASSEMBLY											
P 0	5305-984-6194	SCREW, MACHINE; PANHEAD; CLIP MTG; M835208-2H6 (96906)		EA	20	*	*	*	*	4	7
X20		CLIP; GRID MTG; 9 IN. LG; M109-02 (83113)		EA	4					4	8
X20		CLIP; GRID MTG; 6 1/4 IN. LG; M109-01 (83113)		EA	4					4	8
P 0	3610-418-4697	GRID; PHOTO; 13200E51924 (97403)		EA	1	*	*	*	*	4	9
P 0	5305-984-6189	SCREW, MACHINE; MAGNET MTG; M835208-2H1 (96906)		EA	4	*	*	*	*	4	27
P20	5310-445-7030	PLATE; MAGNET; 13200E51150 (97403)		EA	2	*	*	*	*	4	28
GROUP 03 - DARK ROOM FRAME ASSEMBLY											
P 0	5305-236-8359	PIN; COTTER; FRAME MTG; M824665-370 (96906)		EA	2	*	*	*	*	5	1
P20	3610-418-4699	FRAME; SIDE; 13200E5117-1 (97403)		EA	1	*	*	*	*	5	2
P20	3610-418-4700	FRAME; SIDE; 13200E5117-2 (97403)		EA	1	*	*	*	*	5	3
P 0	5305-983-7428	SCREW; CAP; HEXAGON; SOCKETHEAD; ANGLE AND STRIP MTG; M814988-26 (96906)		EA	24	*	*	*	*	5	4
X20		ANGLE; 2053-05 (83113)		EA	1					5	5
X20		STRIP; 2070-04 (83116)		EA	2					5	6
P 0	3610-495-3813	CURTAIN; 1051-01 (83113)		EA	2	*	*	*	*	5	7
P 0	5310-934-9752	NUT; PLAIN; HEXAGON; END PLATE MTG; M835650-364 (96906)		EA	8	*	*	*	*	5	8
P 0	5310-209-1366	WASHER; LOCK; END PLATE MTG; M835335-38 (96906)		EA	8	*	*	*	*	5	9
P 0	5305-057-0522	SCREW; MACHINE; END PLATE MTG; M831958-26 (96906)		EA	8	*	*	*	*	5	10
P 0	3610-419-8592	PLATE; RIGHT END; 13200E5121 (97403)		EA	1	*	*	*	*	5	11
P 0	3610-419-8593	PLATE; LEFT END; 13200E5122 (97403)		EA	1	*	*	*	*	5	12
P20	3610-418-4693	HOUSING; 13200E5118 (97403)		EA	1	*	*	*	*	5	13
X20		ANGLE; 2053-04 (83113)		EA	1					5	14
P 0	5315-834-0745	PIN; DOWEL; M816554-67 (96906)		EA	2	*	*	*	*	5	15
P 0	3610-418-4688	ROLLER; IDLER; 13200E5124 (97403)		EA	1	*	*	*	*	5	16
P 0	3610-419-8596	PLATE; RIGHT END; 13200E5119 (97403)		EA	1	*	*	*	*	5	17

(1) GAR CODE	(2) FEDERAL STOCK NUMBER	(3) DESCRIPTION	(4) UNITS OR MEAS	(5) QTY INC IN UNIT	(6) TODAY ORGANIZATIONAL MAINTENANCE ALM				(7) ILLUS- TRATION	
					(a)	(b)	(c)	(d)	(a)	(b)
					1-5	6-20	21-50	51-100	FIG NO	VIEW NO
P 0	3610-413-8535	PLATE, LEFT END 1388535-20 (03113)	EA	1	*	*	*	*	5	18
P 0	5305-432-5525	SCREW, SELF-TAPPING; TRAM MTS 1038535-18 (03006)	EA	4	*	*	*	*	5	19
X20		TRAM 1038-02 (03113)	EA	1					5	20
P 0		SCREW, MACHINE, PANHEAD; STIFF ATTACHING 1038535-13 (03006)	EA	16	*	*	*	*	5	21
X20		STIFF; SIDE SEAL ATTACHING 2037-17 (03113)	EA	2					5	22
P 0		SEAL	EA	1	*	*	*	*	5	23
		GROUP 04 BELLONS AND ROD ASSEMBLY								
P 0	5305-572-5377	SCREW, CAP, HEXAGON SOCKETHEAD; ON TUBE MTS 1038535-53 (03006)	EA	2	*	*	*	*	6	1
P 0	5305-583-7418	SCREW, CAP, HEXAGON SOCKETHEAD; TUBE SUPPORT MTS 1038535-26 (03006)	EA	4	*	*	*	*	6	2
X20		ROD ASSEMBLY, BELLONS 2038-02 (03113)	EA	1					6	
P 0	5310-534-5131	WASHER, LOCK; LINK PLATES 1038535-302 (03006)	EA	1	*	*	*	*	6	3
P 0	5310-483-3136	WASHER, LOCK; LINK PLATES 1038535-41 (03006)	EA	1	*	*	*	*	6	4
P 0	5305-583-7830	SCREW, CAP, HEXAGON SOCKETHEAD; LINK PLATES 1038535-23 (03006)	EA	1	*	*	*	*	6	5
P 0	3610-455-5775	PLATE ASSEMBLY, LINK 100A-15 (03113)	EA	6	*	*	*	*	6	6
P 0	5305-555-3442	SCREW, MACHINE, PANHEAD; TUBE SUPPORT 1038535-222 (03006)	EA	2	*	*	*	*	6	7
X20		TUBE SUPPORT, INNER 1037-08 (03113)	EA	1					6	8
P 0		SPRING 1000-10 (03113)	EA	1	*	*	*	*	6	9
X20		TUBE SUPPORT, OUTER 1037-07 (03113)	EA	1					6	10
P 0	3610-495-5767	BRACKET ASSEMBLY 100A-16 (03113)	EA	1	*	*	*	*	6	11
X20		TUBE ASSEMBLY, INNER 100A-9A (03113)	EA	1					6	
X20		COLLAR, SLIDE 1000-17 (03113)	EA	1					6	12
X20		TUBE, INNER 100A-10 (03113)	EA	1					6	13
X20		BEARING 1066-19 (03113)	EA	1					6	14
X20		TUBE, OUTER 2038-03 (03113)	EA	1					6	15
P 0	5305-068-0502	SCREW, CAP, HEXAGON SOCKETHEAD; BRACKET ASSEMBLY MTS 1038535-6 (03006)	EA	2	*	*	*	*	6	16

(1) MFR CODE	(2) FEDERAL STOCK NUMBER	(3) DESCRIPTION	(4) UNIT OF MEAS	(5) QTY INC IN UNIT	(6) ISDAV ORGANIZATIONAL MAINTENANCE ALN				(7) ILLUS TRANSN	
					(a)	(b)	(c)	(d)	(e)	(f)
					1-5	6-20	21-25	26-100	FIG. NO.	FIGS NO.
X20		BRACKET, TUBE MFG 1014-66 (83113)	EA	1					6	17
P 0	5305-421-6967	LOCK SCREW 1320085-14 (97103)	EA	4	*	*	*	*	7	11
P 0	3610-418-4692	LOCK PLATE 1320065-1 (97103)	EA	4	*	*	*	*	7	2
P 0	5305-978-5350	SCREW, CAP, HEXAGON SOCKETHEAD; BELLONS MFG M816997-25 (96906)	EA	4	*	*	*	*	7	3
P 0	5310-080-6004	WASHER, PLAIN, BELLONS MFG M815795-214 (96906)	EA	4	*	*	*	*	7	4
P20	3610-419-8591	BELLOWS ASSEMBLY 1320085088 (97103)	EA	1	*	*	*	*	7	5
P 0	5305-903-3663	SCREW, MACHINE, PLATE MFG M821668-3 (96906)	EA	16	*	*	*	*	7	6
X20		SPACE PLATE 1033-69 (83113)	EA	4					7	7
P 0	5305-583-6652	SCREW, CAP, HEXAGON SOCKETHEAD; SPACER MFG M816998-29 (96906)	EA	8	*	*	*	*	7	8
X20		SPACER, BELLOWS FRAME 1052-24 (83113)	EA	4					7	9
P 0	5310-534-9751	NUT, PLAIN, HEXAGON; HANGER MFG M835670-302 (96906)	EA	4	*	*	*	*	7	10
P 0	5310-045-3296	WASHER, LOCK; HANGER MFG M835338-43 (96906)	EA	4	*	*	*	*	7	10
P 0	5305-983-6652	SCREW, CAP, HEXAGON SOCKETHEAD; HANGER MFG M835496-13 (96906)	EA	4	*	*	*	*	7	12
P 0	3610-495-4814	HANGER 1117-01 (83113)	EA	2	*	*	*	*	7	13
P 0		BELTING, COTTON, WITH TIP 1090-16 (83113)	EA	1	*	*	*	*	7	14
P 0		BELTING, COTTON, WITH BUCKLE 1090-15 (83113)	EA	1	*	*	*	*	7	15
		GROUP 05 - CAMERA BACK ASSEMBLY								
P 0	5305-983-7428	SCREW, CAP, HEXAGON SOCKETHEAD; FRAME MFG M816998-26 (96906)	EA	27	*	*	*	*	8	1
X20		FRAME MOUNT; BELLONS 3041-01 (83113)	EA	1					8	2
P 0	5305-983-6651	SCREW, CAP, HEXAGON SOCKETHEAD; MAGNET MFG M816998-27 (96906)	EA	2	*	*	*	*	8	3
P 0	5310-045-3296	WASHER, LOCK; MAGNET MFG M835338-43 (96906)	EA	2	*	*	*	*	8	4
P 0	3610-418-4690	MAGNET 1320085251 (97103)	EA	2	*	*	*	*	8	5
		GROUP 06 - ARC LAMP ASSEMBLY								
X20		TIE BAR ASSEMBLY, ARC LAMP 2010-24 (83113)	EA	1					9	
X20		THUMB SCREW 1038-32 (83113)	EA	4					9	1

(1) SAC CODE	(2) FEDERAL STOCK NUMBER	(3) DESCRIPTION	(4) UNITS OF MEASURE OR CODE	(5) QTY. IN UNIT	(6) FEDERAL ORGANIZATIONAL MAINTENANCE ALN				(7) ILLUS. IDENTIFICATION	
					(a)	(b)	(c)	(d)	(e)	(f)
					1-5	6-20	21-50	51-100	FIG. NO.	AREA NO.
		REF NUMBER & SFR CODE								
		THE BAR W829-13 (82913)	EA	1					9	2
		LAMP, ARC BUCHEPC (37445)	EA	2	*	*	*	*	10	
	3610-257-1827	CARBON HOLDER KEY: 4-60 BUCHEPC (37445)	EA	2	*	*	*	*	10	20
		CARBON HOLDER KEY CLAMP: 303 BUCHEPC (37445)	EA	2					10	25
		GROUP 07 ARC LAMP ARC SUPPORT ASSEMBLIES								
	5305-528-7244	SCREEN, CAP, MESH: 200 THE BAR WTC W829-13 (82913)	EA	4	*	*	*	*	11	1
		THE BAR ASSEMBLY, ARC LAMP W829-13 (82913)	EA	1					11	
	5305-583-6642	SCREEN, CAP, MESH: 200 BUCHEPC (37445)	EA	4	*	*	*	*	11	2
	5310-581-5272	WASHER, FLAT: STOP BLOCK WTC W829-13 (82913)	EA	4	*	*	*	*	11	3
	5310-805-5348	WASHER, FLAT: STOP BLOCK WTC W829-13 (82913)	EA	4	*	*	*	*	11	4
		WTC W829-13 (82913)	EA	2					11	5
		BLOCK, STOP W829-13 (82913)	EA	2					11	6
		WTC W829-13 (82913)	EA	2					11	7
		BAR, TIE W829-13 (82913)	EA	1					11	8
		ARC ASSEMBLY, CAMERA W829-13 (82913)	EA	2					12	
	5315-015-4777	PIN, CENTER W829-13 (82913)	EA	1	*	*	*	*	12	1
	5310-242-7605	NUT, SLANTED MESH W829-13 (82913)	EA	1	*	*	*	*	12	2
		WASHER, FLAT: 1 1/16 IN. HD, 2 1/2 IN. OD, 3/16 IN. THK W829-13 (82913)	EA	1					12	3
		WASHER, FLAT: 1 1/8 IN. HD, 2 1/2 IN. OD, 5/16 IN. THK W829-13 (82913)	EA	1					12	4
	5310-246-5472	NUT, CAP W829-13 (82913)	EA	1	*	*	*	*	12	5
		WASHER, FLAT: 1 1/8 IN. HD, 2 1/2 IN. OD, 5/16 IN. THK W829-13 (82913)	EA	1					12	6
		PIN TAPER: PIN WTC W829-13 (82913)	EA	1	*	*	*	*	12	7
		PIN, MESH W829-13 (82913)	EA	1	*	*	*	*	12	8
		NUT, CAP W829-13 (82913)	EA	1	*	*	*	*	12	9
		NUT TENSION W829-13 (82913)	EA	1	*	*	*	*	12	10

(1) SMB CODE	(2) FEDERAL STOCK NUMBER	(3) DESCRIPTION  REF NUMBER & MFR CODE	(4) ASSEMBLY OR CODE	(5) LIMIT OF MEAS- URE	(6) ORGANIZATIONAL MAINTENANCE ALIAS				(7) ILLU- STRATION		
					(a)	(b)	(c)	(d)	(e)	(f)	
					1-5	6-20	21-50	51-100	FIG. NO.	YES NO	
P 0		PIN, TAPER; COLLAR MTG MS24652-392P (96906)		EA	1	*	*	*	*	12	11
X20		COLLAR 1028-18 (83113)		EA	1					12	12
P20		PIN, PLUG 13200E513 (97403)		EA	1	*	*	*	*	12	13
P20		PIN, HINGE 13200E513 (97403)		EA	1	*	*	*	*	12	14
P20	3610-418-4707	BRACKET, ARM 13200E513 (97403)		EA	1	*	*	*	*	12	15
P 0		NUT, LOCK 13200E513 (97403)		EA	1	*	*	*	*	12	16
P20		PIN, HINGE 13200E513 (97403)		EA	1	*	*	*	*	12	17
P 0	5305-978-9380B	SCREW, CAP, HEXAGON SOCKETHEAD; SUPPORT MTG MS16997-61 (96906)		EA	2	*	*	*	*	12	18
P 0	5305-984-734B	SCREW, MACHINE, FLAT SLOTTED HEAD; SUPPORT MTG MS35191-275 (96906)		EA	1	*	*	*	*	12	19
X20		SUPPORT, LAMP 1037-09 (83113)		EA	1					12	20
P20	3610-418-4709	BRACKET, ARM 13200E513 (97403)		EA	1	*	*	*	*	12	21
P 0	5305-983-803B	SCREW, CAP, HEXAGON SOCKETHEAD; BRACKET MTG MS16997-101 (96906)		EA	6	*	*	*	*	12	22
P 0	5310-080-600A	WASHER, FLAT; BRACKET MTG MS17195-214 (96906)		EA	6	*	*	*	*	12	23
P 0	3120-444-148B	BUSHING 1069-25 (83113)		EA	2	*	*	*	*	12	24
P20	3610-418-4694	BRACKET, ARM 13200E513 (97403)		EA	1	*	*	*	*	12	25
GROUP 08 - FLASH LAMP ASSEMBLY											
P 0		LAMP REFLECTOR; VCR STYLE VCR (23287)		EA	1	*	*	*	*	13	1
P 0	6240-797-9850	LAMP, INCANDESCENT 60W/270V (80106)		EA	1	*	*	*	*	13	1A
P20	3040-230-5683	SHAFT 13200E1992 (97403)		EA	1	*	*	*	*	13	2
X20		THUMBSCREW; 308 PT, 10-32 X 1/2 1028-168-10 (97403)		EA	2					13	3
P20	6760-472-4502	FLASH LAMP JOINT 13200E1993 (97403)		EA	1	*	*	*	*	13	4
X20		THUMB SCREW CONE; PT 1-20X11-4 1028-168-11 (97403)		EA	1					13	5
P 0	5305-844-3962	SPRING PIN; 3/32 X 1 IN. MS16962-44 (96906)		EA	2	*	*	*	*	13	6
X20		COLLAR 1028-14 (83113)		EA	2					13	7
P20	5360-185-6814	SPRING 1028-37 (83113)		EA	1	*	*	*	*	13	8



(1) CAF CODE	(2) FEDERAL STOCK NUMBER	(3) DESCRIPTION PART NUMBER & AFR CODE	(4) UNITS ON HAND	(5) UNIT MEASUREMENT	(6) ORGANIZATIONAL MAINTENANCE A.F.				(7) CLASSIFICATION	
					(a)	(b)	(c)	(d)	(e)	(f)
					1-2	3-2	4-20	5-10	1-4	1-4
P20	3610-814-7850	SCAFF 7320000000 (577402)	EA	1	*	*	*	*	15	5
		GROUP 09- LENS BOARD ASSEMBLY								
P20	5718-138-8172	LENS BOB ASSEMBLY, 12 INL. 7320000000 (577402)	EA	1	*	*	*	*	15	1
P20	3180-372-4584	LENS BOB ASSEMBLY, 24 INL. 7320000000 (577402)	EA	1	*	*	*	*	15	1
P20	5305-734-7051	PROCESS LENS, 12 INL. 7320000000 (577402)	EA	1	*	*	*	*	15	2
P20	3610-785-1189	PROCESS LENS, 24 INL. 24 (732000)	EA	1	*	*	*	*	15	2
P20	3610-483-8530	COVER ASSEMBLY 7320000000 (577402)	EA	1	*	*	*	*	15	
P20	5761-137-8573	FILTER BOB ASSEMBLY 7320000000 (577402)	EA	1	*	*	*	*	15	
P20	5305-572-9582	SCREW, CAP, HEXAGON SOCKETHEAD, BRACKET W/F 402775-27 (56906)	EA	4	*	*	*	*	15	
P20	5310-543-5110	WASHER, LOCK, BRACKET W/F 402775-27 (56906)	EA	4	*	*	*	*	15	
ADD		BRACKET, LENS BOB 2001-30 (577402)	EA	2					15	
P20	5305-217-1763	SCREW, MACHINE, PANHEAD, SHUTTER MOUNTING 402775-27 (56906)	EA	4	*	*	*	*	17	1
P20		SHUTTER, SOLARIS OPERATED, 3 INL. 402775-27 (56906)	EA	1	*	*	*	*	17	2
P20	5350-283-2812	SPRING 402775-27 (56906)	EA	2	*	*	*	*	18	1
P20	5305-583-1805	SCREW, CAP, SOCKETHEAD, HEXAGON, WIPER GUARD 402775-27 (56906)	EA	16	*	*	*	*	21	1
P20	3610-158-1658	GUARD, WIPER 7320000000 (577402)	EA	5	*	*	*	*	21	2
P20	3610-402-4711	WIPER 7320000000 (577402)	EA	5	*	*	*	*	21	3
P20	3610-638-1702	JAW W/F, LOCKING BRACKET 402775-27 (56906)	EA	2	*	*	*	*	21	16
P20	3610-384-1888	WASHER, LOCK, LOCKING BRACKET 402775-27 (56906)	EA	2	*	*	*	*	21	17
P20	3610-875-8353	WASHER, FLAT, LOCKING BRACKET 402775-27 (56906)	EA	2	*	*	*	*	21	18
P20	5305-578-5363	SCREW, CAP, SOCKETHEAD, HEXAGON, LOCK STUD W/F 402775-27 (56906)	EA	4	*	*	*	*	21	19
P20	5310-637-5314	WASHER, LOCK, LOCK STUD W/F 402775-27 (56906)	EA	4	*	*	*	*	21	20
P20	5305-418-4676	LOCK STUD 7320000000 (577402)	EA	2	*	*	*	*	21	21

(1) SMR CODE	(2) FEDERAL STOCK NUMBER	(3) DESCRIPTION  REF NUMBER & MFR CODE	(4) UNIT OF MEAS	(5) QTY INC IN UNIT	(6) 15-DAY ORGANIZATIONAL MAINTENANCE ALW				(7) ILLUS- TRATION	
					(a)	(b)	(c)	(d)	(8)	(9)
					1-5	6-20	21-50	51-100	FIG. NO.	ITEM NO.
GROUP 10 - POSITIVE HOLDER ASSEMBLY										
P O	5305-978-9379	SCREW, CAP, HEXAGON SOCKET HEAD: LIGHT BOX MTG MS16997-59 (96906)	EA	4	•	•	•	•	22	1
P O	5310-809-4058	WASHER, FLAT: LIGHT BOX MTG MS27183-10 (96906)	EA	4	•	•	•	•	22	2
X20		LIGHT BOX ASSEMBLY 4000-94 (83113)	EA	1					22	
P O	6240-152-3983	LAMP, FLUORESCENT: 20 WATT MS15589-2 (96906)	EA	8	•	•	•	•	22	3
P O	6240-224-1876	LAMP, FLUORESCENT: 15 WATT MS15589-3 (96906)	EA	2	•	•	•	•	22	4
P O		STARTER, FLUORESCENT: 20 WATT 60F6565 (01364)	EA	10	•	•	•	•	22	5
P O	3610-418-4682	SCREW, LOCK: BRACKET MTG AND SHAFT LOCKING 1032-31 (83113)	EA	4	•	•	•	•	23	1
P O		DOWEL PIN: HANDLE MTG MS16556-7 (96906)	EA	2	•	•	•	•	23	2
X20		SHAFT 1018-90 (83113)	EA	2					23	3
X20		STUD 1064-13 (83113)	EA	2					23	4
X20		HANDLE 1048-14 (83113)	EA	2					23	5
X20		HANDLE 1048-13 (83113)	EA	2					23	6
X20		BRACKET, AERIAL FILM: RH 2001-37-1 (83113)	EA	1					23	7
X20		BRACKET, AERIAL FILM: LH 2001-37-2 (83113)	EA	1					23	7
P O	5315-753-8539	DOWEL PIN MS16556-27 (96906)	EA	2	•	•	•	•	24	1
P O	5355-482-8065	KNOS 1072-15 (83113)	EA	2	•	•	•	•	24	2
P O	5360-257-3012	SPRING 1000-42 (83113)	EA	2	•	•	•	•	24	3
X20		STUD, SPOOL BRACKET 1064-14 (83113)	EA	2					24	4
P O	3610-418-4682	SCREW, LOCK BRACKET MTG 1032-31 (83113)	EA	2	•	•	•	•	24	5
P20	3120-444-1474	BUSHING 1320065170 (97403)	EA	2	•	•	•	•	24	6
X20		BRACKET, AERIAL FILM: RH 2001-36-1 (83113)	EA	1					24	7
X20		BRACKET, AERIAL FILM: LH 2001-36-2 (83113)	EA	1					24	7
P O	6760-455-1673	DIFFUSER, GLASS 13200E5086 (97403)	EA	1	•	•	•	•	25	1
P O		DIFFUSER, OPAL 13200E5087 (97403)	EA	1	•	•	•	•	25	2
P O	5305-978-9357	SCREW, CAP, HEXAGON SOCKET HEAD: BEARING MTG MS16902-47 (96906)	EA	8	•	•	•	•	25	9

(1) SMR CODE	(2) FEDERAL STOCK NUMBER	(3) DESCRIPTION  REF NUMBER & MFR CODE	(4) USABLE ON CODE	(5) UNIT OF MEAS	(6) QTY INC IN UNIT	(6) 15-DAY ORGANIZATIONAL MAINTENANCE ALW				(7) ILLUS- TRATION	
						(a)	(b)	(c)	(d)	(a)	(b)
						1-5	6-20	21-50	51-100	FIG. NO.	ITEM NO.
P20	3120-444-1477	BEARING 1066-18 (83113)		EA	4	*	*	*	*	25	10
X20		SPACER 1052-26 (83113)		EA	4					25	11
P20	3610-495-5819	ROLLER 13200E5081 (97403)		EA	2	*	*	*	*	25	12
P 0	5305-088-8332	SCREW, MACHINE, FLATHEAD: SLIDE BAR MTG MS35190-272 (96906)		EA	28	*	*	*	*	25	13
X20		BAR, SLIDE 2041-05 (83113)		EA	2					25	14
P 0	5305-071-1312	SCREW, MACHINE: CLIP MTG MS51957-76 (96906)		EA	12	*	*	*	*	25	15
P 0	5360-256-5470	CLIP, SPRING 13200E5085 (97403)		EA	12	*	*	*	*	25	16
P 0	5315-753-8539	DOREL PIN: FILM COVER MTG MS16556-27 (96906)		EA	4	*	*	*	*	25	17
P 0	5305-988-1723	SCREW, MACHINE, PANHEAD: RETAINING STRIP MTG MS35206-279 (96906)		EA	36	*	*	*	*	25	18
X20		STRIP, CLASS RETAINING 3044-02 (83113)		EA	2					25	19
X20		STRIP, CLASS RETAINING 3044-01 (83113)		EA	2					25	20
X20		FILM, COVER FRAME 4022-03 (83113)		EA	1					25	
GROUP 11 - COPYBOARD ASSEMBLY											
X20		CROSS BRACE ASSEMBLY 3001-61 (83113)		EA	1					27	
P 0	5310-584-7991	INSERT, NYLON NUT: BEARING MTG MS16228-3 (96906)		EA	2	*	*	*	*	27	1
P 0	5305-472-5313	SHOULDER SCREW: BEARING MTG MS21301-33 (96906)		EA	2	*	*	*	*	27	2
P 0	3110-227-2805	BEARING, ROLLER MS24461-8 (96906)		EA	2	*	*	*	*	27	3
P 0	5310-851-1674	JAM NUT: 1/4-20 THD SIZE MS35691-1 (96906)		EA	4	*	*	*	*	27	4
P 0	5305-723-9379	SETSCREW MS51963-71 (96906)		EA	4	*	*	*	*	27	5
P 0	5305-978-9380	SCREW, CAP, HEXAGON SOCKET HEAD: ROLLER BRACKET MTG MS16997-61 (96906)		EA	4	*	*	*	*	27	6
P 0	5310-809-4058	WASHER, FLAT: ROLLER BRACKET MTG MS27183-10 (96906)		EA	4	*	*	*	*	27	7
X20		BRACKET, BEARING 2001-34 (83113)		EA	2					27	8
P 0	4930-451-6069	OIL CUP 2201 (24981)		EA	2	*	*	*	*	27	9
P 0	5310-934-9451	NUT, PLAIN, HEXAGON: TRIP MTG MS35650-302 (96906)		EA	2	*	*	*	*	27	10
P 0	5310-809-8546	WASHER, FLAT: TRIP MTG MS15795-208 (96906)		EA	2	*	*	*	*	27	11
P 0	5310-045-3296	WASHER, LOCK: TRIP MTG MS35338-43 (96906)		EA	2	*	*	*	*	27	12

(1) SMR CODE	(2) FEDERAL STOCK NUMBER	(3) DESCRIPTION  REF NUMBER & MFR CODE	(4) USABLE ON CODE	(5) UNIT OF MEAS IN UNIT	(6) 15-DAY ORGANIZATIONAL MAINTENANCE ALW				(7) ILLUS- TRATION		
					(a)	(b)	(c)	(d)	(a)	(b)	
					1-5	6-20	21-50	51-100	FIG. NO.	ITEM NO.	
P O	5305-922-3982	SCREW, MACHINE, FLATHEAD: TRIP MTG MS35191-241 (96906)		EA	2	*	*	*	*	27	13
X20		TRIP, LIMIT SWITCH 2072-01 (83113)		EA	1					27	14
X1		SUPPORT 1037-10 (83113)		EA	2					27	15
X1		CHANNEL 2056-02 (83113)		EA	1					27	16
P O	5305-724-6738	SCREW, FLAT, HEXAGON SOCKET HEAD: KNOB MTG MS51965-54 (96906)		EA	1	*	*	*	*	28	13
P O	5355-482-8066	KNOB, OPERATING 13200E5067 (97403)		EA	1	*	*	*	*	28	14
P O	5305-983-8084	SCREW, CAP, HEXAGON SOCKET HEAD: LATCH MTG MS16997-60 (96906)		EA	4	*	*	*	*	28	26
X20		LATCH 1088-04 (83113)		EA	1					28	27
P O		CLAMP, HOSE 5415L (39428)		EA	2	*	*	*	*	30	1
P O		HOSE, SUCTION: COPYBOARD 1050-11 (83113)		EA	1	*	*	*	*	30	2
X20		NIPPLE, HOSE 1122-01 (83113)		EA	1					30	3
X20		ELBOW, VACUUM 1113-01-83113)		EA	1					30	4
P O		KNOB 13212E0165 (97403)		EA	2	*	*	*	*	30	15
P O	5355-482-8064	KNOB 13200E5040 (97403)		EA	1	*	*	*	*	30	25
P O	5355-256-5442	KNOB 13200E5037 (97403)		EA	2	*	*	*	*	30	31
GROUP 12 - LENS BOARD AND COPYBOARD DRIVE MECHANISMS											
P O	5315-809-8786	PIN: HANDWHEEL MTG MS16562-51 (96906)		EA	1	*	*	*	*	34	1
X20		HANDWHEEL: VERTICAL CONTROL 13200E5208-1 (97403)		EA	1					34	2
X20		HANDWHEEL: HORIZONTAL CONTROL 13200E5208-2 (97403)		EA	1					34	2
GROUP 13 - LENS BOARD AND COPYBOARD COUNTER ASSEMBLY											
P O	5305-889-3118	SCREW, CAP, HEXAGON SOCKET HEAD: HOUSING MTG MS35206-203 (96906)		EA	4	*	*	*	*	36	2
P O	5310-045-3299	WASHER, LOCK: HOUSING MTG MS35338-42 (96906)		EA	4	*	*	*	*	36	3
GROUP 20 - TRUSS SUPPORT ASSEMBLIES											
P O	5305-989-7434	SCREW, MACHINE, PANHEAD: POINTER MTG MS35207-263 (96906) (U/O SUPPORT ASSEMBLY, P/N 4000-83 (83113), ONLY)		EA	2	*	*	*	*	43	13

(1) SMR CODE	(2) FEDERAL STOCK NUMBER	(3) DESCRIPTION  REF NUMBER & MFR CODE	(4) USABLE ON CODE	(5) UNIT OF MEAS	(6) QTY INC IN UNIT	(6) 15-DAY ORGANIZATIONAL MAINTENANCE ALY				(7) ILLUS- TRATION	
						(a)	(b)	(c)	(d)	(a)	(b)
						1-5	6-20	21-50	51-100	FIG. NO.	ITEM NO.
X20		POINTER 2063-01 (83113) (U/O SUPPORT ASSEMBLY, P/N 4000-83 (83113), ON.Y)		EA	1					43	14
F 0	3610-937-3821	HANDLE, CRANK 13200E5207 (97403)		EA	1	*	*	*	*	43	
GROUP 21 - CAMERA TUBE ASSEMBLY											
P 0		CLAMP, HOSE 5415L (39428)		EA	6	*	*	*	*	44	5
P 0		HOSE, SUCTION: VACUUM BACK 1050-13 (83113)		EA	1	*	*	*	*	44	6
P 0		HOSE, SUCTION: VACUUM BACK 1050-12 (83113)		EA	2	*	*	*	*	44	7
P 0	3610-418-4702	BAFFLE 13200E5256 (97403)		EA	1	*	*	*	*	44	8
P 0	5305-995-3441	SCREW, MACHINE, BOUNDHEAD: GUARD MTG MS35207-259 (96906)		EA	10	*	*	*	*	45	1
X20		GUARD 1062-04 (83113)		EA	2					45	2
X20		LINK 48TYPESPCLCONNLINK48 (71041)		EA	1					45	3
M 0		CHAIN 1050-08 (83113) MANUFACTURE FROM:		FT						45	4
P 0		CHAIN, 22 FT REQUIRED 48 (71041)		FT		*	*	*	*	45	
GROUP 22 - CAMERA BASE ASSEMBLY											
X20		TOOL BOX ASSEMBLY 3001-68 (83113)		EA	1					48	
P 0	5340-237-3500	TURNBUCKLE ASSEMBLY 13200E4849 (97403)		EA	4	*	*	*	*	48	21
X1		NUT MS35690-622 (96906)		EA	1					48	22
X1		SCREW MS35458-50 (96906)		EA	1					48	23
P 0	5306-444-7143	EYE BOLT 13200E4850 (97403)		EA	1	*	*	*	*	48	24
X1		TURNBUCKLE 1004-52ITEM1 (83113)		EA	1					48	
X1		NUT MS35690-805 (96906)		EA	1					48	
P 0	5305-616-3728	SCREW, CAP, HEXAGON SOCKET HEAD: CRADLE TO TUBE MS35457-47 (96906)		EA	4	*	*	*	*	48	25
P 0	5310-402-9566	WASHER, LOCK: CRADLE TO TUBE MS35338-45 (96906)		EA	4	*	*	*	*	48	26
P 0	5310-732-0558	NUT, PLAIN HEXAGON: CRADLE MTG MS51967-8 (96906)		EA	12	*	*	*	*	48	27
P 0	5310-637-9541	WASHER, LOCK: CRADLE MTG MS35338-46 (96906)		EA	12	*	*	*	*	48	28

(1) SMR CODE	(2) FEDERAL STOCK NUMBER	(3) DESCRIPTION  REF NUMBER & MFR CODE	(4) USABLE ON CODE	(5) UNIT OF MEAS	(5) QTY INC IN UNIT	(6) 15-DAY ORGANIZATIONAL MAINTENANCE ALW				(7) ILLUS- TRATION	
						(a)	(b)	(c)	(d)	(a)	(b)
						1-5	6-20	21-50	51-100	FIG. NO.	ITEM NO.
P O	5305-269-3211	SCREW, CAP, HEXAGON SOCKET HEAD: CRADLE MTG MS90725-60 (96906)		EA	12	*	*	*	*	48	29
X20		CRADLE ASSEMBLY 1004-51 (83113)		EA	2					48	
P O	5320-889-2632	RIVET MS35743-38 (96906)		EA	4	*	*	*	*	48	30
M O		PAD MANUFACTURE FROM:		EA	1					48	31
P O		RUBBER, 19 IN. REQUIRED 1033-103 (83113)		EA		*	*	*	*	48	
X1		CRADLE 2059-01 (83113)		EA	1					48	32

(1) SMR CODE	FEDERAL STOCK NUMBER	(3) DESCRIPTION  REF NUMBER & MFR CODE	(4) USABLE ON CODE	(5) UNIT OF MEAS	(9) QTY INC IN UNIT	(6) 30-DAY DS MAINT ALLOWANCE			(7) 30-DAY GS MAINT ALLOWANCE			(8) 1-YR ALW PER 100 EQUIP CNTGTY	(9) DEPOT MAINT ALW PER 100 EQUIP	(10) ILLUS- TRATION		
						(a)	(b)	(c)	(a)	(b)	(c)			(a)	(b)	
						1-20	21-50	51-100	1-20	21-50	51-100			FIG. NO.	ITEM NO.	
		SECTION V - REPAIR PARTS FOR DS, GS AND DEPOT MAINTENANCE														
		GROUP 01 - VACUUM BACK ASSEMBLY														
P F	5305-724-6736	SCREW, SET, HEXAGON SOCKETHEAD: PIN MOUNTING MS51025-52 (96906)		EA	2	*	*	*	*	*	*	*	*	*	1	1
P F	5340-409-8681	PIN, HINGE 13200E5205 (97403)		EA	2	*	*	*	*	*	*	*	*	*	1	2
X2F		VACUUM BACK ASSEMBLY 5003-179 (83113)		EA	1										1	
P F	5305-724-6736	SCREW, SET, HEXAGON SOCKETHEAD: LOCK SOCKET MTG MS51965-52 (96906)		EA	2	*	*	*	*	*	*	*	*	*	1	3
P F	5325-186-3173	LOCK SOCKET 1125-01 (83113)		EA	2	*	*	*	*	*	*	*	*	*	1	4
P F	5305-053-1088	SCREW, MACHINE, FLATHEAD: KNOB MTG MS35199-60 (96906)		EA	1	*	*	*	*	*	*	*	*	*	1	5
X2F		KNOB 1072-36 (83113)		EA	1										1	6
P F	5305-989-6265	SCREW, MACHINE, PANHEAD: COVER MTG MS35207-261 (96906)		EA	3	*	*	*	*	*	*	*	*	*	1	7
X2F		COVER: VALVE 2051-35 (83113)		EA	1										1	8
X2F		PLATE 2022-13 (83113)		EA	1										1	9
P F		SCREW, CAP, HEXAGON SOCKETHEAD: VALVE MTG MS35450-15 (96906)		EA	6	*	*	*	*	*	*	*	*	*	1	10
X2F		HOUSING 2027-30 (83113)		EA	1										1	11
X2F		SPRING 1000-21 (83113)		EA	4										1	12
X2F		BALL 1006-05 (83113)		EA	4										1	13
X2F		VALVE 2025-12 (83113)		EA	1										1	14
X2F		GASKET 1080-09 (83113)		EA	1										1	15
P F	5305-978-9378	SCREW, CAP, HEXAGON SOCKETHEAD: ELBOW MTG MS16997-58 (96906)		EA	4	*	*	*	*	*	*	*	*	*	1	16
X2F		ELBOW, VACUUM 2033-02 (83113)		EA	1										1	17
X2F		GASKET: INLET ELBOW 1080-08 (83113)		EA	1										1	18
P F	5305-958-5246	SCREW, MACHINE, FLATHEAD: PLATE MOUNTING MS35190-289 (96906)		EA	16	*	*	*	*	*	*	*	*	*	1	19
X2F		VACUUM COPYBOARD ASSEMBLY 3001-150 (83113)		EA	1										1	20
X2F		FRAME 4022-04 (83113)		EA	1										1	21
P F	5340-584-6620	RING, RETAINING MS16632-1037 (96906)		EA	2	*	*	*	*	*	*	*	*	*	2	1

(1) SMR CODE	(2) FEDERAL STOCK NUMBER	(3) DESCRIPTION  REF NUMBER & MFR CODE	(4) USABLE ON CODE	(5) UNIT OF MEAS	(6) 30-DAY OS MAINT ALLOWANCE	(7) 30-DAY GS MAINT ALLOWANCE			(8) 1-YR ALW PER 100 EQUIP CNTGY	(9) DEPOT MAINT ALW PER 100 EQUIP	(10) ILLUS- TRATION				
						(a)	(b)	(c)			(a)	(b)	(c)	(a)	(b)
						1-20	21-50	51-100			1-20	21-50	51-100	FIG. NO.	ITEM NO.
P F		KNOB, LOCKING 1072-16 (83113)		EA	2						2	2			
X2H		HINGE ASSEMBLY: VACUUM BACK 3001-55 (83113)		EA	1						2				
P F	3110-120-4505	BEARING, BALL 7541065 (00000)		EA	2	*	*	*	*	*	2	3			
X2F		GUIDE, BEARING 1066-15 (83113)		EA	2						2	4			
X2F		SLIDE PLATE ASSEMBLY 3001-57 (83113)		EA	1						2	5			
P F	5340-584-6620	RING, RETAINING MS16632-1037 (96906)		EA	2	*	*	*	*	*	3	1			
P F		KNOB, LOCKING 1072-16 (83113)		EA	2	*	*	*	*	*	3	2			
X2H		VACUUM BACK LOCKING ASSEMBLY 4000-84 (83113)		EA	1						3				
P F	5305-949-3804	THUMB SCREW MS21316-23 (96906)		EA	1	*	*	*	*	*	3	3			
P F		SCREW, CAP, HEXAGON SOCKETHEAD: LOCKING TUBE MS35456-11 (96906)		EA	2	*	*	*	*	*	3	4			
P F		LOCKING ROLLER SLIDE 1074-06 (83113)		EA	2	*	*	*	*	*	3	5			
P F	3610-230-2762	LOCKING HANDLE 13200E4887 (97403)		EA	1	*	*	*	*	*	3	6			
P F	5305-978-9377	SCREW, CAP, HEXAGON SOCKETHEAD: LOCKING BRACKET MTG MS16997-57 (96906)		EA	4	*	*	*	*	*	3	7			
P F	3040-480-7351	LOCKING SHAFT SLIDE 13200E4888 (97403)		EA	2	*	*	*	*	*	3	8			
P F	3610-418-4695	LOCKING TUBE 13200E4886 (97403)		EA	1	*	*	*	*	*	3	9			
P F	5340-242-3341	LOCKING BRACKET 13200E4885 (97403)		EA	1	*	*	*	*	*	3	10			
P F	5340-445-7040	LOCKING BRACKET 13200E4884 (97403)		EA	1	*	*	*	*	*	3	11			
P F	5315-058-2260	KEY, SQUARE MS20066-127 (96906)		EA	2	*	*	*	*	*	3	12			
X2F		SLIDE PLATE ASSEMBLY 3001-56 (83113)		EA	1						3	13			
GROUP 02 - FOCUSING GLASS FRAME ASSEMBLY															
P H	5305-889-3116	SCREW, MACHINE, PANHEAD: BUSHING RETAINING MS35206-213 (96906)		EA	4	*	*	*	*	*	4	1			
P H	3120-182-8831	BUSHING 13200E5156-1 (97403)		EA	2			*	*	*	4	2			
P H	3120-444-7137	BUSHING 13200E5156-2 (97403)		EA	2			*	*	*	4	3			
P2F		ARM: RH 1077-03-1 (83113)		EA	1	*	*	*	*	*	4	4			
P2F		ARM: LH 1077-03-2 (83113)		EA	1	*	*	*	*	*	4	4			



(1) SMR CODE	(2) FEDERAL STOCK NUMBER	(3) DESCRIPTION  REF NUMBER & MFR CODE	(4) USABLE ON CODE	(5) UNIT OF MEAS	(6) QTY INC IN UNIT	(6) 30-DAY DS MAINT ALLOWANCE			(7) 30-DAY GS MAINT ALLOWANCE			(8) 1-YR ALW PER 100 EQUIP CNTGY	(9) DEPOT MAINT ALW PER 100 EQUIP	(10) ILLUS- TRATION	
						(a)	(b)	(c)	(a)	(b)	(c)			(a)	(b)
						1-20	21-50	51-100	1-20	21-50	51-100			FIG. NO.	ITEM NO.
P H	5315-451-5278	KEY, SQUARE MS20066-194 (96906)		EA	2	*	*	*	*	*	*	*	*	4	5
P H	3040-480-7347	SHAFT 13200E5154 (97403)		EA	1	*	*	*	*	*	*	*	*	4	6
X2H		GROUND GLASS ASSEMBLY 4000-87 (83113)		EA	1									4	
P O	5305-984-6194	SCREW, MACHINE, PANHEAD: CLIP MTG MS35206-246 (96906)		EA	28	*	*	*	*	*	*	*	*	4	7
X20		CLIP: GRID MTG, 9 IN. LG 1109-02 (83113)		EA	4									4	8
X20		CLIP: GRID MTG, 6 1/4 IN. LG 1109-01 (83113)		EA	4									4	8
P O	3610-418-4697	GRID, PHOTO 13200E4924 (97403)		EA	1	*	*	*	*	*	*	*	*	4	9
P F	5315-753-8539	DOWEL PIN: KNOB MS16556-27 (96906)		EA	1	*	*	*	*	*	*	*	*	4	10
P F	5355-497-1610	KNOB 13200E4927 (97403)		EA	1	*	*	*	*	*	*	*	*	4	11
P F	5310-582-5677	WASHER MS15795-810 (96906)		EA	1	*	*	*	*	*	*	*	*	4	12
P F	5315-905-8431	DOWEL PIN MS16556-626 (96906)		EA	1	*	*	*	*	*	*	*	*	4	13
P F	3020-238-5247	GEAR 13200E4926 (97403)		EA	1	*	*	*	*	*	*	*	*	4	14
P2F	3040-480-7353	SHAFT 13200E4929 (97403)		EA	1	*	*	*	*	*	*	*	*	4	15
P F	5305-984-7341	SCREW, MACHINE, FLATHEAD: RACK MTG MS35191-273 (96906)		EA	2	*	*	*	*	*	*	*	*	4	16
P F	3610-418-4696	RACK OSCILLATING 13200E4928 (97403)		EA	1	*	*	*	*	*	*	*	*	4	17
P F	3120-444-1481	BUSHING 1069-26 (83113)		EA	1	*	*	*	*	*	*	*	*	4	18
P F	5305-983-6654	SCREW, CAP, HEXAGON SOCKETHEAD: BLOCK MTG MS16998-31 (96906)		EA	4	*	*	*	*	*	*	*	*	4	19
X2F		BLOCK RETAINING 1017-29 (83113)		EA	2									4	20
P F	5305-983-6654	SCREW, CAP, HEXAGON SOCKETHEAD: BLOCK MTG MS16998-31 (96906)		EA	9	*	*	*	*	*	*	*	*	4	21
X2F		BLOCK, RETAINING 1017-27 (83113)		EA	3									4	22
P F	5305-655-6270	SCREW, CAP, HEXAGON SOCKETHEAD: GUIDE BLOCK MTG MS35457-49 (96906)		EA	12	*	*	*	*	*	*	*	*	4	23
X2F		BLOCK GUIDE: RH 1017-28-1 (83113)		EA	2									4	24
X2F		BLOCK GUIDE: LH 1017-28-2 (83113)		EA	2									4	24
X1		FRAME OSCILLATING 3012-11 (83113)		EA	1									4	25
X1		FRAME GLASS 4022-02 (83113)		EA	1									4	26
P O	5305-984-6189	SCREW, MACHINE: MAGNET MTG MS35206-241 (96906)		EA	4	*	*	*	*	*	*	*	*	4	27

(1) SMR CODE	(2) FEDERAL STOCK NUMBER	(3) DESCRIPTION  REF NUMBER & MFR CODE	(4) USABLE OR CODE	(5) UNIT OF MEAS	(6) QTY INC IN UNIT	(6) 30-DAY DS MAINT ALLOWANCE			(7) 30-DAY GS MAINT ALLOWANCE			(8) 1-YR ALW PER 100 EQUIP CNTGY	(9) DEPOT MAINT ALW PER 100 EQUIP	(10) ILLUS- TRATION	
						(a)	(b)	(c)	(a)	(b)	(c)			(a)	(b)
						1-20	21-30	31-100	1-20	21-50	51-100			FIG. NO.	ITEM NO.
P20	5340-445-7030	PLATE, MAGNET 13200E5158 (97403)		EA	2	*	*	*	*	*	*	*	*	4	28
GROUP 03 - DARK ROOM FRAME ASSEMBLY															
P O	5315-236-8359	PIN, COTTER; FRAME MTG MS24465-370 (96906)		EA	2	*	*	*	*	*	*	*	*	5	1
P20	3610-418-4699	FRAME, SIDE 13200E5117-1 (97403)		EA	1	*	*	*	*	*	*	*	*	5	2
P20	3610-418-4700	FRAME, SIDE 13200E5117-2 (97403)		EA	1	*	*	*	*	*	*	*	*	5	3
P O	5305-983-7428	SCREW, CAP, HEXAGON SOCKETHEAD; ANGLE AND STRIP MTG MS16998-26 (96906)		EA	24	*	*	*	*	*	*	*	*	5	4
X20		ANGLE 2053-05 (83113)		EA	1									5	5
X20		STRIP 2070-04 (83116)		EA	2									5	6
P O	3610-495-5813	CURTAIN 3051-01 (83113)		EA	2	*	*	*	*	*	*	*	*	5	7
P O	5310-934-9752	NUT, PLAIN, HEXAGON; END PLATE MTG MS35650-364 (96906)		EA	8	*	*	*	*	*	*	*	*	5	8
P O	5310-209-1366	WASHER, LOCK; END PLATE MTG MS35335-58 (96906)		EA	8	*	*	*	*	*	*	*	*	5	9
P O	5305-057-0522	SCREW, MACHINE; END PLATE MTG MS51958-26 (96906)		EA	8	*	*	*	*	*	*	*	*	5	10
P O	3610-419-8592	PLATE; RIGHT END 13200E5121 (97403)		EA	1	*	*	*	*	*	*	*	*	5	11
P O	3610-419-8593	PLATE; LEFT END 13200E5122 (97403)		EA	1	*	*	*	*	*	*	*	*	5	12
P20	3610-418-4693	HOUSING 13200E5118 (97403)		EA	1	*	*	*	*	*	*	*	*	5	13
X20		ANGLE 2053-04 (83113)		EA	1									5	14
P O	5315-834-0745	PIN, DOWEL MS16555-631 (96906)		EA	2	*	*	*	*	*	*	*	*	5	15
P O	3610-418-4688	ROLLER, IDLER 13200E5124 (97403)		EA	1	*	*	*	*	*	*	*	*	5	16
P O	3610-419-8596	PLATE; RIGHT END 13200E5119 (97403)		EA	1	*	*	*	*	*	*	*	*	5	17
P O	3610-413-8595	PLATE; LEFT END 13200E5120 (97403)		EA	1	*	*	*	*	*	*	*	*	5	18
P O	5305-052-9056	SCREW, SELF-TAPPING; TRAY MTG MS24630-44 (96906)		EA	4	*	*	*	*	*	*	*	*	5	19
X20		TRAY 1038-02 (83113)		EA	1									5	20
P O		SCREW, MACHINE, PANHEAD; STRIP ATTACHING MS35225-43 (96906)		EA	16	*	*	*	*	*	*	*	*	5	21
X20		STRIP; SIDE SEAL ATTACHING 2070-17 (83113)		EA	2									5	22
P O		SEAL		EA	1	*	*	*	*	*	*	*	*	5	23

(1) SMR CODE	(2) FEDERAL STOCK NUMBER	(3) DESCRIPTION  REF NUMBER & MFR CODE	(4) USABLE ON CODE	(5) UNIT OF MEAS	(6) 30-DAY DS MAINT ALLOWANCE	(7) 30-DAY GS MAINT ALLOWANCE			(8) 1-YR ALW PER 100 EQUIP CHNGY	(9) DEPLT MAINT ALW PER 100 EQUIP	(10) ILLUS- TRATION				
						(a)	(b)	(c)			(a)	(b)	(c)	(a)	(b)
						1-20	21-50	51-100			1-20	21-50	51-100	FIG. NO.	ITEM NO.
		GROUP 04 - BELLOWS AND ROD ASSEMBLY													
P O	5305-978-9377	SCREW, CAP, HEXAGON SOCKETHEAD; BRACKET MTG MS16997-57 (96906)		EA	2	*	*	*	*	*	*	6	1		
P O	5305-983-7428	SCREW, CAP, HEXAGON SOCKETHEAD; TUBE SUPPORT MTG MS16998-26 (96906)		EA	4	*	*	*	*	*	*	6	2		
X20		ROD ASSEMBLY, BELLOWS 2010-22 (83113)		EA	1							6			
P O	5310-934-9751	NUT, PLAIN, HEXAGON; LINK PLATES MS35650-302 (96906)		EA	1	*	*	*	*	*	*	6	3		
P O	5310-045-3296	WASHER, LOCK; LINK PLATES MS35338-43 (96906)		EA	1	*	*	*	*	*	*	6	4		
P O	5305-983-7430	SCREW, CAP, HEXAGON SOCKETHEAD; LINK PLATES MS16998-33 (96906)		EA	1	*	*	*	*	*	*	6	5		
P O	3610-495-5775	PLATE ASSEMBLY, LINK 1004-55 (83113)		EA	6	*	*	*	*	*	*	6	6		
X1		LINK PLATE 1033-68 (83113)		EA	2										
X1		STUD 1064-12 (83113)		EA	1										
X1		ROLLER 1074-08 (83113)		EA	1										
P O	5305-995-3442	SCREW, MACHINE, PANHEAD; TUBE SUPPORT MS35207-268 (96906)		EA	2	*	*	*	*	*	*	6	7		
X20		TUBE SUPPORT, INNER 1037-08 (83113)		EA	1							6	8		
P O		SPRING 1000-41 (83113)		EA	1	*	*	*	*	*	*	6	9		
X20		TUBE SUPPORT, OUTER 1037-07 (83113)		EA	1							6	10		
P O	3610-495-5767	BRACKET ASSEMBLY 1004-56 (83113)		EA	1	*	*	*	*	*	*	6	11		
X1		BRACKET 1014-65 (83113)		EA	1										
X1		ROLLER 1074-08 (83113)		EA	1										
X1		STUD MS15986F13 (96906)		EA	1										
X20		TUBE ASSEMBLY, INNER 1004-54 (83113)		EA	1							6			
X20		COLLAR, SLIDE 1020-17 (83113)		EA	1							6	12		
X20		TUBE, INNER 1044-10 (83113)		EA	1							6	13		
X20		BEARING 1066-19 (83113)		EA	1							6	14		
X20		TUBE, OUTER 2034-03 (83113)		EA	1							6	15		
P O	5305-068-0502	SCREW, CAP, HEXAGON SOCKETHEAD; BRACKET ASSEMBLY MTG MS30725-6 (96906)		EA	2	*	*	*	*	*	*	6	16		

(1) SMR CODE	(2) FEDERAL STOCK NUMBER	(3) DESCRIPTION  REF NUMBER & MFR CODE	(4) USABLE ON CODE	(5) UNIT OF MEAS	(6) QTY INC IN UNIT	(6) 30-DAY DS MAINT ALLOWANCE			(7) 30-DAY GS MAINT ALLOWANCE			(8) 1-YR ALW PER 100 EQUIP CNTGY	(9) DEPOT MAINT ALW PER 100 EQUIP	(10) ILLUS- TRATION	
						(a)	(b)	(c)	(a)	(b)	(c)			(a)	(b)
						1-20	21-50	51-100	1-20	21-50	51-100			FIG. NO.	ITEM NO.
X20		BRACKET; TUBE MTG 1014-66 (83113)		EA	1									6	17
P O	5305-421-6967	LOCK SCREW 13200E5114 (97403)		EA	4	*	*	*	*	*	*	*	*	7	1
P O	3610-418-4692	LOCK PLATE 13200E5113 (97403)		EA	4	*	*	*	*	*	*	*	*	7	2
P O	5305-978-9390	SCREW, CAP, HEXAGON SOCKETHEAD; BELLOWS MTG MS16997-95 (96906)		EA	4	*	*	*	*	*	*	*	*	7	3
P O	5310-080-6004	WASHER, FLAT; BELLOWS MTG MS15795-214 (96906)		EA	4	*	*	*	*	*	*	*	*	7	4
P20	3610-419-8591	BELLOWS ASSEMBLY 13200E5088 (97403)		EA	1	*	*	*	*	*	*	*	*	7	5
P O	5305-903-3663	SCREW, MACHINE; PLATE MTG MS24668-3 (96906)		EA	16	*	*	*	*	*	*	*	*	7	6
X20		SPACE PLATE 1033-69 (83113)		EA	4									7	7
P O	5305-983-6652	SCREW, CAP, HEXAGON SOCKETHEAD; SPACER MTG MS16998-29 (96906)		EA	8	*	*	*	*	*	*	*	*	7	8
X20		SPACER, BELLOWS FRAME 1052-24 (83113)		EA	4									7	9
P O	5310-934-9751	NUT, PLAIN, HEXAGON; HANGER MTG MS35650-302 (96906)		EA	4	*	*	*	*	*	*	*	*	7	10
P O	5310-045-3296	WASHER, LOCK; HANGER MTG MS35338-43 (96906)		EA	4	*	*	*	*	*	*	*	*	7	11
P O	5305-983-6652	SCREW, CAP, HEXAGON SOCKETHEAD; HANGER MTG MS35456-13 (96906)		EA	4	*	*	*	*	*	*	*	*	7	12
P O	3610-495-5814	HANGER 1117-01 (83113)		EA	2	*	*	*	*	*	*	*	*	7	13
P O		BELTING, COTTON, WITH TIP 1050-16 (83113)		EA	1	*	*	*	*	*	*	*	*	7	14
P O		BELTING, COTTON, WITH BUCKLE 1050-15 (83113)		EA	1	*	*	*	*	*	*	*	*	7	15
		GROUP 05 - CAMERA BACK ASSEMBLY													
P O	5305-982-7428	SCREW, CAP, HEXAGON SOCKETHEAD; FRAME MTG MS16998-26 (96906)		EA	27	*	*	*	*	*	*	*	*	8	1
X20		FRAME MOUNT; BELLOWS 3041-01 (83113)		EA	1									8	2
P O	5305-983-6651	SCREW, CAP, HEXAGON SOCKETHEAD; MAGNET MTG MS16998-27 (96906)		EA	2	*	*	*	*	*	*	*	*	8	3
P O	5310-045-3296	WASHER, LOCK; MAGNET MTG MS35338-43 (96906)		EA	2	*	*	*	*	*	*	*	*	8	4
P O	3610-418-4690	MAGNET 13200E5251 (97403)		EA	2	*	*	*	*	*	*	*	*	8	5
P F	5315-450-0273	PIN, HEADLESS; CHAIN ATTACHING MS9164-070 (96906)		EA	2	*	*	*	*	*	*	*	*	8	6
X2H		CONNECTING LINK; CHAIN TO MANDREL 35CL (71041)		EA	2									8	7

(1) SBR CODE	(2) FEDERAL STOCK NUMBER	(3) DESCRIPTION  REF NUMBER & MFR CODE	(4) USABLE ON CODE	(5) UNIT OF MEAS	(6) QTY INC IN UNIT	(8) 30-DAY DS MAINT ALLOWANCE			(7) 30-DAY GS MAINT ALLOWANCE			(9) 1-YR ALW PER 100 EQUIP CNTGY	(10) DEPOT MAINT ALW PER 100 EQUIP	(11) ILLUS- TRATION	
						(a)	(b)	(c)	(a)	(b)	(c)			(a)	(b)
						1-20	21-50	51-100	1-20	21-50	51-100			FIG. NO.	ITEM NO.
M H		CHAIN MANUFACTURE FROM:	EA		2									8	8
P H	3020-891-5227	CHAIN, 33 IN. REQUIRED FOR EA CHAIN 35 (71041)	FT					*	*	*				8	
X2H		CAMERA BACK ASSEMBLY 4000-88 (83113)	EA		1									8	
P F		SCREW, SET, HEXAGON SOCKETHEAD; COLLAR MTG MS51025-64 (96906)	EA		2	*	*	*	*	*	*	*	*	8	9
X2F		SET COLLAR 1020-21 (83113)	EA		2									8	10
P F	5305-978-9379	SCREW, CAP, HEXAGON SOCKETHEAD; BRACKET MTG MS16997-59 (96906)	EA		16	*	*	*	*	*	*	*	*	8	11
P2F		BRACKET 13200E4955-1 (97403)	EA		2	*	*	*	*	*	*	*	*	8	12
P2F	5340-232-5430	BRACKET 13200E4955-2 (97403)	EA		2	*	*	*	*	*	*	*	*	8	13
X2F		TUBE 1044-09 (83113)	EA		2									8	14
P F	5310-050-3289	NUT, HEXAGON, SELF-LOCKING 50-3289 (00000)	EA		2	*	*	*	*	*	*	*	*	8	15
X2F		WASHER 1001-12 (83113)	EA		2									8	16
P F	5360-190-8711	SPRING 1000-44 (83113)	EA		2	*	*	*	*	*	*	*	*	8	17
P2F	3610-495-5818	MANDREL 13200E4956 (97403)	EA		2	*	*	*	*	*	*	*	*	8	18
P F	5310-880-7744	NUT, PLAIN, HEXAGON; STOP PLATE MTG, 5/16-18 MS51967-5 (96906)	EA		2	*	*	*	*	*	*	*	*	8	19
P F	5310-402-9566	WASHER, LOCK; STOP PLATE MTG MS35338-45 (96906)	EA		2	*	*	*	*	*	*	*	*	8	20
P F	5305-680-9198	SCREW, CAP, HEXAGON SOCKETHEAD; STOP PLATE MTG MS35457-46 (96906)	EA		2	*	*	*	*	*	*	*	*	8	21
X2F		PLATE, STOP 1033-77 (83113)	EA		1									8	22
P F	5305-978-9379	SCREW, CAP, HEXAGON SOCKETHEAD; BRACKET ASSEMBLY MTG MS16997-59 (96906)	EA		8	*	*	*	*	*	*	*	*	8	23
P2F	3610-418-4703	HINGE BRACKET ASSEMBLY: RM 13200E4952-1 (97403)	EA		1	*	*	*	*	*	*	*	*	8	24
P2F	3610-418-4704	HINGE BRACKET ASSEMBLY: LH 13200E4952-2 (97403)	EA		1	*	*	*	*	*	*	*	*	8	24
P F	5315-839-5821	PIN, COTTER MS24665-351 (96906)	EA		2	*	*	*	*	*	*	*	*	8	25
P2F	3020-238-5246	SPROCKET ASSEMBLY 13200E5155 (97403)	EA		1	*	*	*	*	*	*	*	*	8	26
X1		SPROCKET 1063-25 (83113)	EA		1									8	
X1		BUSHING 1069-24 (83113)	EA		1									8	
X2F		IDLER SHAFT 1018-81 (83113)	EA		1									8	27

(1) SMR CODE	(2) FEDERAL STOCK NUMBER	(3) DESCRIPTION  REF NUMBER & MFR CODE	(4) USABLE ON CODE	(5) UNIT OF MEAS	(6) QTY INC IN UNIT	(6) 30-DAY DS MAINT ALLOWANCE			(7) 30-DAY GS MAINT ALLOWANCE			(8) 1-YR ALW PER 100 EQUIP CNTGY	(9) DEPOT MAINT ALW PER 100 EQUIP	(10) ILLUS- TRATION	
						(a)	(b)	(c)	(a)	(b)	(c)			(a)	(b)
						1-20	21-50	51-100	1-20	21-50	51-100			FIG. NO.	ITEM NO.
P F	5305-954-3487	SCREW, MACHINE, SLOTTED HEAD: HINGE PLATE ASSEMBLY MTG MS35190-271 (96906)		EA	16	*	*	*	*	*	*	*	*	8	28
P F	5340-421-3775	HINGE PLATE ASSEMBLY 13200E4935 (97403)		EA	4	*	*	*	*	*	*	*	*	8	29
X2H		HOUSING CAMERA BACK 4025-01 (83113)		EA	1									8	30
P H	5305-900-4614	SCREW, MACHINE, FLATHEAD: CAMERA BACK TO SUPPORT PLATE MS24667-51 (96906)		EA	8				*	*	*	*	*	8	31
GROUP 06 - ARC LAMP ASSEMBLY															
X20		TIE BAR ASSEMBLY, ARC LAMP 2010-24 (83113)		EA	1									9	
X2G		THUMB SCREW 1032-32 (83113)		EA	4									9	1
X1		TIE BAR 1083-13 (83113)		EA	1									9	2
P20		LAMP, ARC BICEPC (37405)		EA	2	*	*	*	*	*	*	*	*	10	
X1		REFLECTOR BICOOG (37405)		EA	2									10	1
X2F		REFLECTOR DOORS BICO7G (37405)		EA	1									10	2
X2F		MONOBESTOS PLATE BICO4G (37405)		EA	1									10	3
X2F		COVER, VENT, VERTICAL BICO9C (37405)		EA	2									10	4
P2F	3610-257-1422	FULLEY BICK03C (37405)		EA	2	*	*	*	*	*	*	*	*	10	5
X1		TOP CASTING BICO1C (37405)		EA	2									10	6
P2F	3610-257-1414	CABLE, FLEXIBLE, DRIVE BICO7HB (37405)		EA	2	*	*	*	*	*	*	*	*	10	7
P F	5305-984-4988	SCREW, MACHINE, PAN HEAD: BACK PLATE MTG MS35206-228 (96906)		EA	6	*	*	*	*	*	*	*	*	10	8
X2F		COVER, REAR BP (87405)		EA	1									10	9
P2F	3610-257-1417	CABLE, FLEXIBLE, DRIVE BICO7HA (37405)		EA	2	*	*	*	*	*	*	*	*	10	10
P F		SPRING, TENSION, DRIVE CABLE BICO8H (37405)		EA	2	*	*	*	*	*	*	*	*	10	11
X2F		ROD, GUIDE: 5/16 IN. BIC10H (37405)		EA	2									10	12
X2F		ROD, GUIDE BICO9H (37405)		EA	2									10	13
X2F		ROD, GUIDE: 1/4 IN. BIC11H (37405)		EA	2									10	14
P2F		TRANSDUCER ASSEMBLY BICO1H (37405)		EA	2	*	*	*	*	*	*	*	*	10	15
P2F		HARNESS, WIRING FIXED BICO4H (37405)		EA	2	*	*	*	*	*	*	*	*	10	16

(1) SHR CODE	(2) FEDERAL STOCK NUMBER	(3) DESCRIPTION  REF NUMBER & MFR CODE	(4) USABLE ON CODE	(5) UNIT OF MEAS	(6) QTY INC IN UNIT	(8) 30-DAY DS MAINT ALLOWANCE			(7) 30-DAY GS MAINT ALLOWANCE			(9) 1-YR ALW PER 100 EQUIP CNTGY	(10) DEPOT MAINT ALW P-R 100 EQUIP	(11) ILLUS- TRATION	
						(a)	(b)	(c)	(a)	(b)	(c)			(a)	(b)
						1-20	21-50	51-100	1-20	21-50	51-100			FIG. NO.	ITEM NO.
P F		CONNECTOR, LAMP BICK01H (37405)		EA	2	*	*	*	*	*	*	*	*	10	17
P F	3610-257-1410	BASE CASTING BIC01A (37405)		EA	2	*	*	*	*	*	*	*	*	10	18
X1		ASH DOOR ASSEMBLY BIC03A (37405)		EA	2									10	19
P2F		ARM, LOWER BIC01E (37405)		EA	2	*	*	*	*	*	*	*	*	10	20
P F		HOLDER, CARBON, LOWER BIC05E (37405)		EA	2	*	*	*	*	*	*	*	*	10	21
P C	3610-257-1427	CARBON HOLDER KEY: U-60 BIC07A (37405)		EA	2	*	*	*	*	*	*	*	*	10	22
X20		CARBON HOLDER KEY CLAMP: 383 BIC06A (37405)		EA	2									10	23
P2F	3610-987-2803	ARM, UPPER BIC01F (37405)		EA	2	*	*	*	*	*	*	*	*	10	24
P F	3610-987-2804	HOLDER, CARBON, UPPER BIC05F (37405)		EA	2	*	*	*	*	*	*	*	*	10	25
X2F		CABLE, CARBON HOLDER BIC07E (37405)		EA	2									10	26
X1		SIDE ASSEMBLY BIC01D (37405)		EA	2									10	27
P F	3610-257-1424	CONNECTOR, CABLE BIC14H (37405)		EA	2	*	*	*	*	*	*	*	*	10	
X2F		FIBER CLIPS INSULATION: 833A BIC06H (37405)		EA	1									10	
P2F	3610-418-4685	CABLE ASSEMBLY X8110 (32537)		EA	1	*	*	*	*	*	*	*	*	10	
GROUP 07 - ARC LAMP ARM SUPPORT ASSEMBLIES															
P O	5305-988-7844	SCREW, CAP, HEXAGON SOCKETHEAD: TIE BAR MTG MS16995-80 (96906)		EA	4	*	*	*	*	*	*	*	*	11	1
X20		TIE BAR ASSEMBLY: ARC LAMP 4000-100 (83113)		EA	1									11	
P O	5305-983-6642	SCREW, CAP, HEXAGON SOCKETHEAD: STOP BLOCK MTG MS16997-139 (96906)		EA	4	*	*	*	*	*	*	*	*	11	2
P O	5310-584-5272	WASHER, LOCK: STOP BLOCK MTG MS35338-48 (96906)		EA	4	*	*	*	*	*	*	*	*	11	3
P O	5310-809-5998	WASHER, FLAT: STOP BLOCK MTG MS27183-18 (96906)		EA	4	*	*	*	*	*	*	*	*	11	4
X20		PAD 1033-104-1 (83113)		EA	2									11	5
X20		BLOCK, STOP 1017-37 (83113)		EA	2									11	6
X20		PAD 1033-104-2 (83113)		EA	2									11	7
X20		BAR, TIE 2041-06 (83113)		EA	1									11	8
X20		ARM ASSEMBLY, CAMERA 3001-60 (83113)		EA	2									12	

(1) SMB CODE	(2) FEDERAL STOCK NUMBER	(3) DESCRIPTION  REF NUMBER & MFR CODE	(4) USABLE OM CODE	(5) UNIT OF MEAS	(6) QTY INC IN UNIT	(7) 30-DAY DS MAINT ALLOWANCE			(8) 30-DAY GS MAINT ALLOWANCE			(9) 1-YR ALW PER 100 EQUIP CNTGY	(10) DEPOT MAINT ALW PER 100 EQUIP	(11) ILLU- STRATION	
						(a)	(b)	(c)	(a)	(b)	(c)			(a)	(b)
						1-30	21-30	51-100	1-30	21-30	51-100			FIG. NO.	ITEM NO.
P O	5315-019-0777	PIN, COTTER MS24665-291 (96906)		EA	1	*	*	*	*	*	*	*	*	12	1
P O	5310-842-7605	NUT, SLOTTED HEXAGON MS35692-73 (96906)		EA	1	*	*	*	*	*	*	*	*	12	2
X20		WASHER, FLAT: 1 1/16 IN. ID, 2 1/2 IN. OD, 3/16 IN. THK 1001-11-2 (83113)		EA	1									12	3
X20		WASHER, FLAT: 1 1/6 IN. ID, 2 1/2 IN. OD, 5/16 IN. THK 1001-11-1 (83113)		EA	1									12	4
P O	5310-256-5472	NUT, CAP 13200E5132 (97403)		EA	1	*	*	*	*	*	*	*	*	12	5
X20		WASHER, FLAT: 1 1/6 IN. ID, 2 1/2 IN. OD, 5/16 IN. THK 1001-11-1 (83113)		EA	1									12	6
P O		PIN TAPER: PIN MTG MS24692-343P (96906)		EA	1	*	*	*	*	*	*	*	*	12	7
P20		PIN, HINGE 13200E5129 (97403)		EA	1	*	*	*	*	*	*	*	*	12	8
P O		NUT, CAP 13200E5132 (97403)		EA	1	*	*	*	*	*	*	*	*	12	9
P O		NUT TENSION 13200E5133 (97403)		EA	1	*	*	*	*	*	*	*	*	12	10
P O		PIN, TAPER: COLLAR MTG MS24692-343P (96906)		EA	1	*	*	*	*	*	*	*	*	12	11
X20		COLLAR 1020-18 (83113)		EA	1									12	12
P20		PIN, PIVOT 13200E5131 (97403)		EA	1	*	*	*	*	*	*	*	*	12	13
P20		PIN, HINGE 13200E5130 (97403)		EA	1	*	*	*	*	*	*	*	*	12	14
P20	3610-418-4707	BRACKET, ARM 13200E5127 (97403)		EA	1	*	*	*	*	*	*	*	*	12	15
P O		NUT, LOCK 13200E5135 (97403)		EA	1	*	*	*	*	*	*	*	*	12	16
P20		PIN, HINGE 13200E5130 (97403)		EA	1	*	*	*	*	*	*	*	*	12	17
P O	5305-978-9380	SCREW, CAP, HEXAGON SOCKETHEAD: SUPPORT MTG MS16997-61 (96906)		EA	2	*	*	*	*	*	*	*	*	12	18
P O	5305-984-7341	SCREW, MACHINE, FLAT SLOTTED HEAD: SUPPORT MTG MS35191-273 (96906)		EA	1	*	*	*	*	*	*	*	*	12	19
X20		SUPPORT, LAMP 1037-09 (83113)		EA	1									12	20
P20	3610-418-4709	BRACKET, ARM 13200E5128 (97403)		EA	1	*	*	*	*	*	*	*	*	12	21
P O	5305-983-8075	SCREW, CAP, HEXAGON SOCKETHEAD: BRACKET MTG MS16997-101 (96906)		EA	6	*	*	*	*	*	*	*	*	12	22
P O	5310-080-6004	WASHER, FLAT: BRACKET MTG MS15795-214 (96906)		EA	6	*	*	*	*	*	*	*	*	12	23
P O	3120-444-1486	BUSHING 1069-25 (83113)		EA	2	*	*	*	*	*	*	*	*	12	24
P20	3610-418-4694	BRACKET, ARM 13200E5126 (97403)		EA	1	*	*	*	*	*	*	*	*	12	25



(1) SMR CODE	(2) FEDERAL STOCK NUMBER	(3) DESCRIPTION  REF NUMBER & MFR CODE	(4) USABLE ON CODE	(5) UNIT OF MEAS	(6) QTY INC IN UNIT	(8) 30-DAY DS MAINT ALLOWANCE			(7) 30-DAY GS MAINT ALLOWANCE			(8) 1-YR ALW PER 100 EQUIP CNTY	(9) DEPOT MAINT ALW PER 100 EQUIP	(10) ILLUS- TRATION			
						(a)	(b)	(c)	(a)	(b)	(c)			(a)	(b)		
						1-30	21-30	31-100	1-20	21-30	31-100			FIG. NO.	ITEM NO.		
		GROUP 08 - FLASH LAMP ASSEMBLY															
P O		LAMP REFLECTOR: VCK STYLE VCK (23287)		EA	1	*	*	*	*	*	*	*	*	13	1		
P O	6240-797-9350	LAMP, INCANDESCENT 60A21TS115 (08108)		EA	1	*	*	*	*	*	*	*	*	13	1A		
P20	3040-230-9603	SHAFT 13200E4992 (97403)		EA	1	*	*	*	*	*	*	*	*	13	2		
X20		THUMBSCREW: DOG PT, 10-32 X 1/2 1022-168-10 (97403)		EA	2									13	3		
P20	6760-472-4502	FLASH LAMP JOINT 13200E4995 (97403)		EA	1	*	*	*	*	*	*	*	*	13	4		
X20		THUMB SCREW CONE: PT1-4-20X11-4 1022-168-11 (97403)		EA	1									13	5		
P O	5315-844-3962	SPRING PIN: 5/32 X 1 IN. MS16562-44 (96906)		EA	2	*	*	*	*	*	*	*	*	13	6		
X20		COLLAR 1020-14 (83113)		EA	2									13	7		
P20	5360-185-6814	SPRING 1000-37 (83113)		EA	1	*	*	*	*	*	*	*	*	13	8		
P20	3040-480-7350	SHAFT 13200E4996 (97403)		EA	1	*	*	*	*	*	*	*	*	13	9		
		GROUP 09 - LENS BOARD ASSEMBLY															
X2F		ENCLOSURE NEMATYPE1FG1 (81487)		EA	1									14	1		
P F		SWITCH, TOGGLE: SHUTTER 1223 (2517)		EA	2	*	*	*	*	*	*	*	*	14	2		
P F	5975-152-1075	NUT, LOCK: CONDUIT BL50 (03743)		EA	29	*	*	*	*	*	*	*	*	14	3		
P F	5305-990-6444	SCREW, MACHINE: PANHEAD: ENCLOSURE MTG MS35207-261 (96906)		EA	2	*	*	*	*	*	*	*	*	14	4		
X2F		NIPPLE, PIPE		EA	8									14	5		
P F	5930-221-8987	STATION, PUSH BUTTON: ARC LAMP 9001B30 (81487)		EA	1	*	*	*	*	*	*	*	*	14	6		
P F		SCREW, MACHINE: COVER MTG 1001W12100 (81487)		EA	2	*	*	*	*	*	*	*	*	14	7		
X1		COVER 2165S2G1 (81487)		EA	1									14	8		
X1		BOX 2165C6X1 (81487)		EA	1									14	9		
P F	5305-990-6444	SCREW, MACHINE: PANHEAD, STATION MTG MS35207-261 (96906)		EA	2	*	*	*	*	*	*	*	*	14	10		
X2F		NIPPLE, PIPE RC12 (95064)		EA	2									14	10		
X2F		ELBOW, CONDUIT: FEMALE 8270 (03743)		EA	7									14	11		
X2F		COVER, DUPLEX 2510 (03743)		EA	1									14	12		
P F	5935-892-9603	OUTLET, DUPLEX WC59608 (81349)		EA	1	*	*	*	*	*	*	*	*	14	13		

(1) SMR CODE	(2) FEDERAL STOCK NUMBER	(3) DESCRIPTION  REF NUMBER & MFR CODE	(4) USABLE ON CODE	(5) UNIT OF MEAS	(6) QTY INC IN UNIT	(4) 30-DAY DS MAINT ALLOWANCE			(7) 30-DAY GS MAINT ALLOWANCE			(8) 1-YR ALW PER 100 EQUIP CNTGY	(9) DEPOT MAINT ALW PER 100 EQUIP	(10) ILLUS- TRATION	
						(a)	(b)	(c)	(a)	(b)	(c)			(a)	(b)
						1-20	21-50	51-100	1-20	21-50	51-100			FIG. NO.	ITEM NO.
X2F		BOX, CONDUIT: 4 X 2 1/8 X 1 7/8 X 1/2 IN. KO 58351-1-2 (03743)		EA	1									14	14
X2F		NIPPLE, PIPE		EA	1									14	15
P F		CORD 1050-14 (83113)		EA	3	*	*	*	*	*	*	*	*	14	16
P F	5305-978-9383	SCREW, CAP, HEXAGON SOCKETHEAD; SWITCH MOUNTING MS16997-65 (96906)		EA	3	*	*	*	*	*	*	*	*	14	17
P F	5310-866-4573	WASHER, LOCK; SWITCH MTG MS35338-25 (96906)		EA	3	*	*	*	*	*	*	*	*	14	18
X2F		NIPPLE, PIPE RC12 (95064)		EA	1									14	19
P F	5930-067-2029	SWITCH, LIMIT AS021 (01121)		EA	1	*	*	*	*	*	*	*	*	14	20
P F	5305-983-6656	SCREW, CAP, HEXAGON SOCKETHEAD; SWITCH MTG MS16998-35 (96906)		EA	2	*	*	*	*	*	*	*	*	14	21
X2F		NIPPLE, PIPE RC12 (95064)		EA	1									14	22
P F	5930-629-8334	SWITCH, LIMIT 9007AM12 (81487)		EA	1	*	*	*	*	*	*	*	*	14	23
X2F		COVER, BLANK 52C1 (03743)		EA	1									14	24
X2F		BOX, OUTLET: 4 X 4 X 2 X 1/2 KO 52151-1-2 (03743)		EA	1									14	25
P20	6760-138-8672	LENS BOX ASSEMBLY: 19 IN. 13200E5216 (97403)		EA	1	*	*	*	*	*	*	*	*	15	1
P20	6760-472-4504	LENS BOX ASSEMBLY: 24 IN. 13200E5276 (97403)		EA	1	*	*	*	*	*	*	*	*	15	1
P20	6760-734-7128	PROCESS LENS: 19 IN. 19 (73829)		EA	1	*	*	*	*	*	*	*	*	15	2
P20	6760-734-7129	PROCESS LENS: 24 IN. 24 (73829)		EA	1	*	*	*	*	*	*	*	*	15	2
P20	3610-413-8590	CHEST ASSEMBLY 13200E5220 (97403)		EA	1	*	*	*	*	*	*	*	*	15	
X2F		LENS HOLDER ASSEMBLY 3001-64 (83113)		EA	1									15	
P20	6760-138-8673	FILTER BOX ASSEMBLY 13200E5228 (97403)		EA	1	*	*	*	*	*	*	*	*	15	
P O	5305-978-9392	SCREW, CAP, HEXAGON SOCKETHEAD; BRACKET MTG MS16997-97 (96906)		EA	4	*	*	*	*	*	*	*	*	15	
P O	5310-543-5101	WASHER, LOCK; BRACKET MTG MS35338-27 (96906)		EA	4	*	*	*	*	*	*	*	*	15	
X20		BRACKET, LENS BOX 2001-38 (83113)		EA	2									15	
X2H		LENS BOARD ASSEMBLY 4000-90 (83113)		EA	1									16	
P F	5310-761-6882	NUT, PLAIN, HEXAGON; RETAINER CLIP MTG MS51967-2 (96906)		EA	4	*	*	*	*	*	*	*	*	16	1
P F	5310-866-4573	WASHER, LOCK; RETAINER CLIP MTG MS35338-25 (96906)		EA	4	*	*	*	*	*	*	*	*	16	2

(1) SMR CODE	(2) FEDERAL STOCK NUMBER	(3) DESCRIPTION  REF NUMBER & MFR CODE	(4) USABLE ON CODE	(5) UNIT OF MEAS	(6) QTY INC IN UNIT	(6) 30-DAY DS MAINT ALLOWANCE			(7) 30-DAY GS MAINT ALLOWANCE			(8) 1-YR ALW PER 100 EQUIP CNTGY	(9) DEPOT MAINT ALW PER 100 EQUIP	(10) ILLUS- TRATION	
						(a)	(b)	(c)	(a)	(b)	(c)			(a)	(b)
						1-20	21-50	51-100	1-20	21-30	31-100			FIG. NO.	ITEM NO.
P2F	5355-256-5443	SCREW; RETAINING CLIP 13200E5025 (97403)		EA	4	*	*	*	*	*	*	*	*	16	3
P F	5315-905-8431	PIN, DOWEL; CLIP MS16556-626 (96906)		EA	4	*	*	*	*	*	*	*	*	16	4
P F	5340-232-5431	CLIP, RETAINING 13200E5025 (97403)		EA	4	*	*	*	*	*	*	*	*	16	5
X2F		PLATE, LENS MOUNT 1033-65 (83113)		EA	2									16	6
P O	5305-207-7463	SCREW, MACHINE, PANHEAD; SHUTTER MOUNTING MS35214-15 (96906)		EA	4	*	*	*	*	*	*	*	*	17	1
P O		SHUTTER, SOLENOID OPERATED; 3 IN. A21242 (83113)		EA	1	*	*	*	*	*	*	*	*	17	2
P O	5360-185-6812	SPRING 1000-39 (83113)		EA	2	*	*	*	*	*	*	*	*	18	1
P F	5305-724-6736	SETSCREW, SOCKETHEAD; COLLAR MTG MS51963-52 (96906)		EA	2	*	*	*	*	*	*	*	*	18	2
P F	5305-058-9377	SETSCREW, SOCKETHEAD; HANDWHEEL MOUNTING MS51977-49 (96906)		EA	2	*	*	*	*	*	*	*	*	18	3
P F	5305-958-5247	SCREW, MACHINE, FLATHEAD; BEARING BLOCK MTG MS35190-291 (96906)		EA	2	*	*	*	*	*	*	*	*	18	4
P F	5305-680-6866	SCREW, CAP, HEXAGON SOCKETHEAD; STOP BLOCK MS35458-18 (96906)		EA	2	*	*	*	*	*	*	*	*	18	5
X2F		COLLAR 1020-15 (83113)		EA	2									18	6
X2F		BLOCK, STOP 1017-34 (83113)		EA	1									18	7
P F	5310-256-5474	VERTICAL DRIVE NUT 13200E5013 (97403)		EA	1	*	*	*	*	*	*	*	*	18	8
P F	5310-691-0141	WASHER MS15795-418 (96906)		EA	2	*	*	*	*	*	*	*	*	18	9
P2F	5306-354-3685	SHAFT, VERTICAL DRIVE 13200E5012 (97403)		EA	1	*	*	*	*	*	*	*	*	18	10
X2F		SPACER 1052-31 (83113)		EA	1									18	11
P F	5305-958-5247	SCREW, MACHINE, FLATHEAD; VERTICAL DRIVE NUT MS35190-291 (96906)		EA	2	*	*	*	*	*	*	*	*	18	12
P F	3130-497-1609	BLOCK, BEARING, UPPER 13200E5014 (97403)		EA	1	*	*	*	*	*	*	*	*	18	13
P2F	3040-480-7354	SHAFT, HORIZONTAL DRIVE 13200E5011 (97403)		EA	1	*	*	*	*	*	*	*	*	18	14
P2F	5355-478-5610	HANDWHEEL 13200E5027 (97403)		EA	2	*	*	*	*	*	*	*	*	18	15
X2F		POST, SPRING 1087-04 (83113)		EA	2									18	16
P F	5310-934-9754	NUT, PLAIN, HEXAGON; OFFSET POST MS35650-382 (96906)		EA	2	*	*	*	*	*	*	*	*	18	17
X2F		POST, OFFSET, SPRING 1087-05 (83113)		EA	2									18	18

(1) SMR CODE	(2) FEDERAL STOCK NUMBER	(3) DESCRIPTION  REF NUMBER & MFR CODE	(4) USABLE OR CODE	(5) UNIT OF MEAS	(6) QTY INC IN UNIT	(4) 30-DAY DS MAINT ALLOWANCE			(7) 30-DAY GS MAINT ALLOWANCE			(8) 1-YR ALW PER 100 EQUIP CNTGY	(9) DEPOT MAINT ALW PER 100 EQUIP	(10) ILLUS- TRATION	
						(a)	(b)	(c)	(a)	(b)	(c)			(a)	(b)
						1-20	21-30	51-100	1-20	21-30	51-100			FIG. NO.	ITEM NO.
P F	5305-059-4568	SCREW, MACHINE; RACK MTG MS35190-253 (96906)		EA	3	*	*	*	*	*	*	*	*	19	1
P2F	3610-418-4705	RACK ASSEMBLY, LENS BOARD 13200E5015 (97403)		EA	1	*	*	*	*	*	*	*	*	19	
P F	5305-978-9347	SCREW, CAP, HEXAGON SOCKETHEAD; STOP MTG MS16997-19 (96906)		EA	2	*	*	*	*	*	*	*	*	19	2
X1		STOP, RACK 1126-01 (83113)		EA	2									19	3
X1		RACK 1093-05 (83113)		EA	1									19	4
P F	5310-934-9752	NUT, PLAIN, HEXAGON; LENS BOARD ADJUSTING MS35650-364 (96906)		EA	6	*	*	*	*	*	*	*	*	20	1
P F	5365-237-3501	BUSHING; SCREW, LENS BOARD ADJUSTING 13200E5235 (97403)		EA	6	*	*	*	*	*	*	*	*	20	2
P F	5305-242-4104	SCREW, BUSHING; LENS BOARD ADJUSTING 1032-34 (83113)		EA	6	*	*	*	*	*	*	*	*	20	3
P F	5305-059-4568	SCREW, MACHINE, FLATHEAD; SPRING BLOCK MTG MS35190-253 (96906)		EA	4	*	*	*	*	*	*	*	*	20	4
X2F		BLOCK, SPRING 1017-33 (83113)		EA	2									20	5
P F	5340-232-5432	RETAINING CLIP SPRING 13200E5017 (97403)		EA	2	*	*	*	*	*	*	*	*	20	6
P F	5305-984-7361	SCREW, CAP, FLATHEAD; SHUTTER BRACKET MTG MS35191-270 (96906)		EA	4									20	7
P F	5305-901-3106	SCREW, WOOD; SPACER MTG MS35492-550 (96906)		EA	2	*	*	*	*	*	*	*	*	20	8
X2F		SHUTTER BRACKET 1014-64 (83113)		EA	2									20	9
X2F		SPACER, SHUTTER BRACKET 1052-25 (83113)		EA	1									20	10
P F	5305-958-5245	SCREW, MACHINE, FLATHEAD; GUIDE MOUNTING MS35190-288 (96906)		EA	4	*	*	*	*	*	*	*	*	20	11
X2F		GUIDE, BOTTOM 1031-21 (83113)		EA	1									20	12
P F	5305-958-5245	SCREW, MACHINE, FLATHEAD; GUIDE MOUNTING MS35190-288 (96906)		EA	4	*	*	*	*	*	*	*	*	20	13
X2F		GUIDE, TOP 1031-20 (83113)		EA	1									20	14
P F	5315-889-2518	PIN, DOWEL; GUIDE MTG MS16556-628 (96906)		EA	4	*	*	*	*	*	*	*	*	20	15
X2F		FRAME, INNER 2014-13 (83113)		EA	1									20	16
X2H		BACKPLATE ASSEMBLY, LENS BOARD 3001-59 (83113)		EA	1									20	
P F	5320-117-6951	RIVET MS20426AD4-6 (96906)		EA	34	*	*	*	*	*	*	*	*	20	17
P F	5305-983-6652	SCREW, CAP, SOCKETHEAD, HEXAGON; STRIP MTG MS16998-29 (96906)		EA	18	*	*	*	*	*	*	*	*	20	18

(1) SMR CODE	(2) FEDERAL STOCK NUMBER	(3) DESCRIPTION  REF NUMBER & MFR CODE	(4) USABLE OR CODE	(5) UNIT OF MEAS	(6) QTY INC IN UNIT	(6) 30-DAY DS MAINT ALLOWANCE			(7) 30-DAY GS MAINT ALLOWANCE			(8) 1-YR ALW PER 100 EQUIP CNTGY	(9) DEPOT MAINT ALW PER 100 EQUIP	(10) ILLUS- TRATION	
						(a)	(b)	(c)	(a)	(b)	(c)			(a)	(b)
						1-20	21-50	51-100	1-20	21-50	51-100			FIG. NO.	ITEM NO.
X2F		ANGLE, BACKPLATE BOTTOM 2053-03 (83113)		EA	1									20	19
X2F		ANGLE, BACKPLATE SIDE 2053-01 (83113)		EA	2									20	20
X2F		ANGLE, BACKPLATE TOP 2053-02 (83113)		EA	1									20	21
X2F		PLATE, BACK 3000-19 (83113)		EA	1									20	22
P F	5305-983-7429	SCREW, CAP, SOCKETHEAD, HEXAGON: STRIP MTG MS16998-28 (96906)		EA	21	*	*	*	*	*	*	*	*	20	23
X2F		STRIP, SPACER SIDE 1035-23 (83113)		EA	2									20	24
X2F		STRIP, SPACER TOP 1035-24 (83113)		EA	1									20	25
X2F		FRAME, INTERMEDIATE 2014-12 (83113)		EA	1									20	26
X2F		FRAME, OUTER 3012-13 (83113)		EA	1									20	27
X2F		STRIP, SPACER BOTTOM 2070-01 (83113)		EA	1									20	
P O	5305-983-7429	SCREW, CAP, SOCKETHEAD, HEXAGON: WIPER GUARD MS35458-12 (96906)		EA	16	*	*	*	*	*	*	*	*	21	1
P O	3610-418-4698	GUARD, WIPER 13200E4989 (97403)		EA	8	*	*	*	*	*	*	*	*	21	2
P O	3610-418-4701	WIPER 13200E4988 (97403)		EA	8	*	*	*	*	*	*	*	*	21	3
P F	5305-058-9377	SETSCREW, SOCKETHEAD, HEXAGON: COUPLING MS51977-49 (96906)		EA	2	*	*	*	*	*	*	*	*	21	4
P F	4730-231-5512	COUPLING 1053-04 (83113)		EA	2	*	*	*	*	*	*	*	*	21	5
P H	5305-058-9377	SETSCREW, SOCKETHEAD, HEXAGON: GEAR MS51977-49 (96906)		EA	2				*	*	*	*	*	21	6
P H	5315-809-8786	PIN: GEAR MTG MS16562-51 (96906)		EA	2				*	*	*	*	*	21	7
P H	3020-238-5242	GEAR, DRIVEN 13200E4985 (97403)		EA	2				*	*	*	*	*	21	8
X2H		DRIVE SHAFT EXTENSION 1018-82 (83113)		EA	2									21	9
P H		SCREW, CAP, SOCKETHEAD, HEXAGON: BRACKETS MTG MS35457-52 (96906)		EA	8				*	*	*	*	*	21	10
P H	5305-978-9396	SCREW, CAP, SOCKETHEAD, HEXAGON: FILLER BAR AND BEARING BLOCK MOUNTING MS16997-101 (96906)		EA	16				*	*	*	*	*	21	11
X2H		LENS BOARD CARRIAGE ASSEMBLY 4000-89 (83113)		EA	1									21	
P H		DOWEL PIN MS16556-664 (96906)		EA	4				*	*	*	*	*	21	12
P H	5305-983-7464	SCREW, CAP, SOCKETHEAD, HEXAGON: SIDE FRAME MTG MS16997-148 (96906)		EA	4				*	*	*	*	*	21	13

(1) SMR CODE	(2) FEDERAL STOCK NUMBER	(3) DESCRIPTION  REF NUMBER & MFR CODE	(4) USABLE ON CODE	(5) UNIT OF MEAS	(6) QTY INC IN UNIT	(6) 30-DAY DS MAINT ALLOWANCE			(7) 30-DAY GS MAINT ALLOWANCE			(8) 1-YR ALW PER 100 EQUIP CNTGY	(9) DEPOT MAINT ALW PER 100 EQUIP	(10) ILLUS- TRATION	
						(a)	(b)	(c)	(a)	(b)	(c)			(a)	(b)
						1-20	21-50	51-100	1-20	21-50	51-100			FIG. NO.	ITEM NO.
P H	5310-584-5272	WASHER, LOCK; SIDE FRAME MTG MS35338-48 (96906)	EA	8				*	*	*	*	*	21	14	
X2H		SIDE FRAME; LH 3012-12-2 (83113)	EA	1									21	15	
X2H		SIDE FRAME; RH 3012-12-1 (83113)	EA	1									21	15	
P O	5310-838-1702	JAM NUT; LOCKING BRACKET MS35691-57 (96906)	EA	2	*	*	*	*	*	*	*	*	21	16	
P O	5310-584-7888	WASHER, LOCK; LOCKING BRACKET MS35338-51 (96906)	EA	2	*	*	*	*	*	*	*	*	21	17	
P O	5310-809-8533	WASHER, FLAT; LOCKING BRACKET MS27183-23 (96906)	EA	2	*	*	*	*	*	*	*	*	21	18	
P O	5305-978-9393	SCREW, CAP, SOCKETHEAD, HEXAGON; LOCK STUD MTG MS16997-98 (96906)	EA	4	*	*	*	*	*	*	*	*	21	19	
P O	5310-637-9541	WASHER, LOCK; LOCK STUD MTG MS35338-46 (96906)	EA	4	*	*	*	*	*	*	*	*	21	20	
P20	5307-418-4678	LOCK STUD 13200E4990 (97403)	EA	2	*	*	*	*	*	*	*	*	21	21	
P H	5305-978-9393	SCREW, CAP, SOCKETHEAD, HEXAGON; BEARING BLOCK MOUNTING MS16997-98 (96906)	EA	8				*	*	*	*	*	21	22	
P H	5310-637-9541	WASHER, LOCK; BEARING BLOCK MTG MS35338-46 (96906)	EA	8				*	*	*	*	*	21	23	
P H		BEARING BLOCK 13200E4975 (97403)	EA	4				*	*	*	*	*	21	24	
X2H		LENS BOARD BASE PLATE 4012-06 (83113)	EA	1									21	25	
X2H		BAR, FILLER; LENS BOARD AND COPYBOARD CARRIAGE ASSEMBLY 1083-12 (83113)	EA	8									21	26	
P H	3130-480-7348	BEARING BLOCK; LENS BOARD AND COPYBOARD CARRIAGE ASSEMBLY 13200E4974 (97403)	EA	8				*	*	*	*	*	21	27	

(1) SMR CODE	(2) FEDERAL STOCK NUMBER	(3) DESCRIPTION  REF NUMBER & MFR CODE	(4) USABLE ON CODE	(5) UNIT OF MEAS	(6) QTY INC IN UNIT	(6) 30-DAY DS MAINT ALLOWANCE			(7) 30-DAY GS MAINT ALLOWANCE			(8) 1-YR ALW PER 100 EQUIP CNTG	(9) DEPOT MAINT ALW PER 100 EQUIP	(10) ILLUS- TRATION			
						(a)	(b)	(c)	(a)	(b)	(c)			(a)	(b)		
						1-20	21-50	51-100	1-20	21-50	51-100			FIG. NO.	ITEM NO.		
		GROUP 10 - POSITIVE HOLDER ASSEMBLY															
X2H		POSITIVE HOLDER ASSEMBLY 4000-93 (83113)		EA	1										22		
P O	5305-978-9379	SCREW, CAP, HEXAGON SOCKET HEAD: LIGHT BOX MTG MS16997-59 (96906)		EA	4	*	*	*	*	*	*	*	*	*	22		1
P O	5310-809-4058	WASHER, FLAT: LIGHT BOX MTG MS27183-10 (96906)		EA	4	*	*	*	*	*	*	*	*	*	22		2
X2O		LIGHT BOX ASSEMBLY 4000-94 (83113)		EA	1										22		
P O	6240-152-3983	LAMP, FLUORESCENT: 20 WATT MS15589-2 (96906)		EA	8	*	*	*	*	*	*	*	*	*	22		3
P O	6240-224-1876	LAMP, FLUORESCENT: 15 WATT MS15589-3 (96906)		EA	2	*	*	*	*	*	*	*	*	*	22		4
P O		STARTER, FLUORESCENT: 20 WATT 60F6565 (01364)		EA	10	*	*	*	*	*	*	*	*	*	22		5
P F	5305-206-3712	SCREW, MACHINE, PANHEAD: LAMPHOLDER AND STARTER SOCKET MS35214-17 (96906)		EA	44	*	*	*	*	*	*	*	*	*	22		6
X2F		SOCKET, STARTER: BUTTON TYPE 78X769 (24457)		EA	10										22		7
P F	6250-522-3527	LAMPHOLDER: 660 WATT, 250 VOLTS 503X59 (24457)		EA	12	*	*	*	*	*	*	*	*	*	22		8
P F	5305-984-4983	SCR., MACHINE, PANHEAD: BALLAST AND RECEPTACLE MS35206-226 (96906)		EA	22	*	*	*	*	*	*	*	*	*	22		9
P F	5310-809-8544	WASHER, FLAT: BALLAST RECTOR AND RECEPTACLE MTG MS27183-7 (96906)		EA	24	*	*	*	*	*	*	*	*	*	22		10
P F	5310-167-0662	WASHER, LOCK: BALLAST AND RECEPTACLE MTG MS35338-43 (96906)		EA	24	*	*	*	*	*	*	*	*	*	22		11
P F	6250-174-2914	BALLAST 896381 (24457)		EA	10	*	*	*	*	*	*	*	*	*	22		12
P F	5309-889-3000	SCREW, MACHINE, PANHEAD: STRIP TERMINAL MTG MS35206-230 (96906)		EA	4	*	*	*	*	*	*	*	*	*	22		13
P F	5310-809-8544	WASHER, FLAT: STRIP TERMINAL MTG, INTERNAL TEETH MS27183-7 (96906)		EA	4	*	*	*	*	*	*	*	*	*	22		14
X2F		STRIP, TERMINAL 41H742 (01364)		EA	1										22		15
P F	5305-984-4984	SCREW, MACHINE, PANHEAD: RECTOR MTG MS35206-227 (96906)		EA	2	*	*	*	*	*	*	*	*	*	22		16
P F	5310-209-1239	WASHER, FLAT: RECTOR MTG MS35335-60 (96906)		EA	2	*	*	*	*	*	*	*	*	*	22		17
P F	5915-538-3555	REACTOR 896635 (24457)		EA	1	*	*	*	*	*	*	*	*	*	22		18
P F		RECEPTACLE 7466 (83315)		EA	1	*	*	*	*	*	*	*	*	*	22		19
P F	5305-958-5450	SCREW, MACHINE, FLATHEAD: LAMPHOLDER MTG MS35190-240 (96906)		EA	8	*	*	*	*	*	*	*	*	*	22		20
P F	5310-934-9747	NUT, PLAIN, HEXAGON: LAMPHOLDER MTG MS35649-262 (96906)		EA	8	*	*	*	*	*	*	*	*	*	22		21

(1) SMR CODE	(2) FEDERAL STOCK NUMBER	(3) DESCRIPTION  REF NUMBER & MFR CODE	(4) USABLE ON CODE	(5) UNIT OF MEAS	(6) QTY INC IN UNIT	(6) 30-DAY DS MAINT ALLOWANCE			(7) 30-DAY GS MAINT ALLOWANCE			(8) 1-YR ALW PER 100 EQUIP CNTGY	(9) DEPOT MAINT ALW PER 100 EQUIP	(10) ILLUS- TRATION	
						(a)	(b)	(c)	(a)	(b)	(c)			(a)	(b)
						1-20	21-50	51-100	1-20	21-50	51-100			FIG. NO.	ITEM NO.
P F	6250-158-8900	LAMPHOLDER: 660 WATT, 600 VOLTS MILL19037TYPE6 (81349)		EA	8	*	*	*	*	*	*	*	*	22	22
P F	5310-834-8734	NUT, JAM MS35691-37 (96906)		EA	4	*	*	*	*	*	*	*	*	22	23
X2F		WASHER 1001-13 (83113)		EA	4									22	24
P F	5340-242-3412	INSERT 13200E5076 (97403)		EA	4	*	*	*	*	*	*	*	*	22	25
P F	5320-619-4084	RIVET: ANGLE MTG MS20426AD8-6 (96906)		EA	6	*	*	*	*	*	*	*	*	22	
X2F		ANGLE 1106-01 (83113)		EA	2									22	
X2F		COVER 2051-03 (83113)		EA	1									22	
X2F		LIGHT BOX 3035-01 (83113)		EA	1									22	
P F	5320-117-7521	RIVET: COVER MS20426AD8-8 (96906)		EA	8	*	*	*	*	*	*	*	*	22	
P F		PLUG 7464 (83315)		EA	1	*	*	*	*	*	*	*	*	22	
P F	5305-059-4568	SCREW, MACHINE MS35190-2,3 (96906)		EA	2	*	*	*	*	*	*	*	*	22	
P F	5310-934-9757	NUT MS35649-282 (96906)		EA	2	*	*	*	*	*	*	*	*	22	
X2F		WIRE: 30 FT MILW76B (70903)		RL										22	
X2F		WIRE: 45 FT MILW76B (70903)		RL										22	
P O	3610-418-4682	SCREW, LOCK: BRACKET MTG AND SHAFT LOCKING 1032-31 (83113)		EA	4	*	*	*	*	*	*	*	*	23	1
P O		DOWEL PIN: HANDLE MTG MS16556-7 (96906)		EA	2	*	*	*	*	*	*	*	*	23	2
X20		SHAFT 1018-90 (83113)		EA	2									23	3
X20		STUD 1064-13 (83113)		EA	2									23	4
X20		HANDLE 1048-14 (83113)		EA	2									23	5
X20		HANDLE 1048-13 (83113)		EA	2									23	6
X20		BRACKET, AERIAL FILM: RH 2001-37-1 (83113)		EA	1									23	7
X20		BRACKET, AERIAL FILM: LH 2001-37-2 (83113)		EA	1									23	7
P O	5315-753-8539	DOWEL PIN MS16556-27 (96906)		EA	2	*	*	*	*	*	*	*	*	24	1
P O	5355-482-8065	KNOB 1072-15 (83113)		EA	2	*	*	*	*	*	*	*	*	24	2
P O	5360-257-3012	SPRING 1000-42 (83113)		EA	2	*	*	*	*	*	*	*	*	24	3
X20		STUD, SPOOL BRACKET 1064-14 (83113)		EA	2									24	4
P O	3610-418-4682	SCREW, LOCK: BRACKET MTG 1032-31 (83113)		EA	2	*	*	*	*	*	*	*	*	24	5



(1) SMR CODE	(2) FEDERAL STOCK NUMBER	(3) DESCRIPTION  REF NUMBER & MFR CODE	(4) USABLE ON CODE	(5) UNIT OF MEAS	(6) QTY INC IN UNIT	(6) 30-DAY DS MAINT ALLOWANCE			(7) 30-DAY GS MAINT ALLOWANCE			(8) 1-YR ALW PER 100 EQUIP CHNGY	(9) DEPOT MAINT ALW PER 100 EQUIP	(10) ILLUS- TRATION	
						(a)	(b)	(c)	(a)	(b)	(c)			(a)	(b)
						1-20	21-30	31-100	1-20	21-30	31-100			FIG. NO.	ITEM NO.
P20	3120-444-1474	BUSHING 13200E5170 (97403)	EA	2	*	*	*	*	*	*	*	*	24	6	
X20		BRACKET, AERIAL FILM: RH 2001-36-1 (83113)	EA	1									24	7	
X20		BRACKET, AERIAL FILM: LH 2001-36-2 (83113)	EA	1									24	7	
P O	6760-455-1673	DIFFUSER, GLASS 13200E5086 (97403)	EA	1	*	*	*	*	*	*	*	*	25	1	
P O		DIFFUSER, OPAL 13200E5087 (97403)	EA	1	*	*	*	*	*	*	*	*	25	2	
P H	5310-732-0558	NUT, PLAIN, HEXAGON: HOLDER ASSEMBLY MTG MS51967-8 (96906)	EA	8				*	*	*	*	*	25	3	
P H	5310-637-9541	WASHER, LOCK: HOLDER ASSEMBLY MTG MS35338-46 (96906)	EA	8				*	*	*	*	*	25	4	
P H	5305-081-6729	SCREW, MACHINE, FLATHEAD: HOLDER ASSEMBLY MTG MS24667-53 (96906)	EA	8				*	*	*	*	*	25	5	
P H	5310-761-6882	NUT, PLAIN, HEXAGON: GUIDE MTG MS51967-2 (96906)	EA	4				*	*	*	*	*	25	6	
P H	5305-958-5246	SCREW, MACHINE: GUIDE MTG MS35190-289 (96906)	EA	4				*	*	*	*	*	25	7	
X2H		GUIDE, VALVE 1031-22 (83113)	EA	2									25	8	
P O	5305-978-9357	SCREW, CAP, HEXAGON SOCKET HEAD: BEARING MTG MS16902-47 (96906)	EA	8	*	*	*	*	*	*	*	*	25	9	
P20	3120-444-1477	BEARING 1066-18 (83113)	EA	4	*	*	*	*	*	*	*	*	25	10	
X20		SPACER 1052-26 (83113)	EA	4									25	11	
P20	3610-495-5819	ROLLER 13200E5081 (97403)	EA	2	*	*	*	*	*	*	*	*	25	12	
P O	5305-088-8332	SCREW, MACHINE, FLATHEAD: SLIDE BAR MTG MS35190-272 (96906)	EA	28	*	*	*	*	*	*	*	*	25	13	
X20		BAR, SLIDE 2041-05 (83113)	EA	2									25	14	
P O	5305-071-1312	SCREW, MACHINE: CLIP MTG MS51957-76 (96906)	EA	12	*	*	*	*	*	*	*	*	25	15	
P O	5360-256-5470	CLIP, SPRING 13200E5085 (97403)	EA	12	*	*	*	*	*	*	*	*	25	16	
P O	5315-753-8539	DOWEL PIN: FILM COVER MTG MS16556-27 (96906)	EA	4	*	*	*	*	*	*	*	*	25	17	
P C	53005-988-1723	SCREW, MACHINE, PANHEAD: RETAINING STRIP MTG MS35206-279 (96906)	EA	36	*	*	*	*	*	*	*	*	25	18	
X20		STRIP, CLASS RETAINING 3044-02 (83113)	EA	2									25	19	
X20		STRIP, GLASS RETAINING 3044-01 (83113)	EA	2									25	20	
X2F		HOUSING 4025-02 (83113)	EA	1									25	21	
X2H		PLATE, VALVE 1033-67 (83113)	EA	1									25		
X20		FILM, COVER FRAME 4022-03 (83113)	EA	1									25		

(1) LINE CODE	(2) FEDERAL STOCK NUMBER	(3) DESCRIPTION  REF NUMBER & MFR CODE	(4) USABLE ON CODE	(5) UNIT OF MEAS	(6) QTY INC IN UNIT	(6) 30-DAY DS MAINT ALLOWANCE			(7) 30-DAY GS MAINT ALLOWANCE			(8) 1-YR ALW PER 100 EQUIP CNTGY	(9) DEPOT MAINT ALW PER 100 EQUIP	(10) ILLUS- TRATION		
						(a)	(b)	(c)	(a)	(b)	(c)			(a)	(b)	
						1-20	21-50	51-100	1-20	21-50	51-100			FIG. NO.	ITEM NO.	
		GROUP 11 - COPYBOARD ASSEMBLY														
P F	6110-087-0227	STARTER, MANUAL: TURBINE START AND STOP AND POSITIVE HOLDER, LIGHT 2510FG1 (81487)		EA	2	*	*	*	*	*	*	*	*	26	1	
P F	5975-152-1075	NUT, LOCK: CONDUIT BL50 (03743)		EA	14	*	*	*	*	*	*	*	*	26	2	
F F	5305-990-6444	SCREW, MACHINE: STARTER MTG MS35207-261 (96906)		EA	4	*	*	*	*	*	*	*	*	26	3	
X2F		PIPE, CONDUIT RC12 (95064)		EA	2									26	4	
X2F		ELBOW, CONDUIT, FEMALE 8270 (03743)		EA	7									26	5	
X2F		PIPE, CONDUIT RC12 (95064)		EA	3									26	6	
P F	4730-196-1467	NIPPLE, PIPE		EA	3	*	*	*	*	*	*	*	*	26	7	
X2F		NIPPLE, PIPE 45L49 (39428)		EA	2									26	8	
X2F		NIPPLE, PIPE RC12 (95064)		EA	1									26	9	
P F	5305-983-5656	SCREW, CAP, HEXAGON SOCKET HEAD: SWITCH MTG MS16998-35 (96906)		EA	2	*	*	*	*	*	*	*	*	26	10	
P F	5930-629-8334	SWITCH, LIMIT 9007AW12 (81487)		EA	1	*	*	*	*	*	*	*	*	26	11	
X20		CROSS BRACE ASSEMBLY 3001-61 (83113)		EA	1									27		
P O	5310-584-7991	INSERT, NYLON NUT: BEARING MTG MS16228-3 (96906)		EA	2	*	*	*	*	*	*	*	*	27	1	
P O	5305-472-6313	SHOULDER SCREW: BEARING MTG MS21301-33 (96906)		EA	2	*	*	*	*	*	*	*	*	27	2	
F O	3110-227-2805	BEARING, ROLLER MS24461-8 (96906)		EA	2	*	*	*	*	*	*	*	*	27	3	
P O	5310-851-2674	WASHER, FLAT: 1/4-20 THD SIZE MS15795-208 (96906)		EA	4	*	*	*	*	*	*	*	*	27	4	
P O	5305-723-9379	SETScrew MS51963-71 (96906)		EA	4	*	*	*	*	*	*	*	*	27	5	
P O	5305-978-9380	SCREW, CAP, HEXAGON SOCKET HEAD: ROLLER BRACKET MTG MS16997-61 (96906)		EA	4	*	*	*	*	*	*	*	*	27	6	
P O	5310-809-4058	WASHER, FLAT: ROLLER BRACKET MTG MS27103-10 (96906)		EA	4	*	*	*	*	*	*	*	*	27	7	
X20		BRACKET, BEARING 2001-34 (83113)		EA	2									27	8	
P O	4930-451-6069	OIL CUP 2201 (24981)		EA	2	*	*	*	*	*	*	*	*	27	9	
P O	5310-934-9751	NUT, PLAIN, HEXAGON: TRIP MTG MS35650-302 (96906)		EA	2	*	*	*	*	*	*	*	*	27	10	
P O	5310-809-8546	WASHER, FLAT: TRIP MTG MS15795-208 (96906)		EA	2	*	*	*	*	*	*	*	*	27	11	
P O	5310-045-3296	WASHER, LOCK: TRIP MTG MS35338-43 (96906)		EA	2	*	*	*	*	*	*	*	*	27	12	

(1) SMR CODE	(2) FEDERAL STOCK NUMBER	(3) DESCRIPTION  REF NUMBER & MFR CODE	(4) USABLE ON CODE	(5) UNIT OF MEAS	(6) QTY INC IN UNIT	(6) 30-DAY DS MAINT ALLOWANCE			(7) 30-DAY GS MAINT ALLOWANCE			(8) 1-YR ALW PER 100 EQUIP CNTGY	(9) DEPOT MAINT ALW PER 100 EQUIP	(10) ILLUS- TRATION	
						(a)	(b)	(c)	(a)	(b)	(c)			(a)	(b)
						1-20	21-50	51-100	1-20	21-50	51-100			FIG. NO.	ITEM NO.
P O	5305-922-3982	SCREW, MACHINE, FLATHEAD: TRIP MTG MS35191-241 (96906)		EA	2	*	*	*	*	*	*	*	*	27	13
X20		TRIP, LIMIT SWITCH 2072-01 (83113)		EA	1									27	14
X1		SUPPORT 1037-10 (83113)		EA	2									27	15
X1		CHANNEL 2056-02 (83113)		EA	1									27	16
X2F		COPYBOARD ASSEMBLY 4000-92 (83113)		EA	1									28	
P F	5305-984-7341	SCREW, MACHINE, FLATHEAD: FRONT PLATE MTG MS35191-273 (96906)		EA	88	*	*	*	*	*	*	*	*	28	1
X2F		COPYBOARD: FRONT PLATE 4012-08 (83113)		EA	1									28	2
P F	5305-984-7341	SCREW, MACHINE: BRACE MTG MS35191-273 (96906)		EA	12	*	*	*	*	*	*	*	*	28	3
P F	5310-761-6882	NUT, PLAIN, HEXAGON: BRACE MTG MS1967-2 (96906)		EA	24	*	*	*	*	*	*	*	*	28	4
X2F		STUD 1064-16 (83113)		EA	12									28	5
P F	5310-851-2674	JAM NUT MS35691-1 (96906)		EA	12	*	*	*	*	*	*	*	*	28	6
X2F		BRACE 2055-01 (83113)		EA	2									28	7
P F	5310-732-0558	NUT, PLAIN, HEXAGON: FLANGE MTG MS1967-8 (96906)		EA	8	*	*	*	*	*	*	*	*	28	8
P F	5310-637-9541	WASHER, LOCK: FLANGE MTG MS3538-46 (96906)		EA	8	*	*	*	*	*	*	*	*	28	9
P F	5305-958-5260	SCREW, MACHINE, FLATHEAD: FLANGE MTG MS35910-321 (96906)		EA	8	*	*	*	*	*	*	*	*	28	10
P2F	3610-418-4691	FLANGE 13200E5057 (97403)		EA	1	*	*	*	*	*	*	*	*	28	11
X2F		PLATE, SPACER 1033-66 (83113)		EA	1									28	12
P O	5305-724-6738	SCREW, FLAT, HEXAGON SOCKET HEAD: KNOB MTG MS1965-54 (96906)		EA	1	*	*	*	*	*	*	*	*	28	13
P O	5355-482-8066	KNOB, OPERATING 13200E5067 (97403)		EA	1	*	*	*	*	*	*	*	*	28	14
P F	5305-983-7428	SCREW, CAP, HEXAGON SOCKET HEAD: COVER PLATE MTG MS16998-26 (96906)		EA	8	*	*	*	*	*	*	*	*	28	15
X2F		PLATE, COVER 2005-29 (83113)		EA	1									28	16
P F	3020-231-5511	GEAR, OPERATING 13200E5054 (97403)		EA	1	*	*	*	*	*	*	*	*	28	17
P F	5305-726-3090	SCREW, CAP, HEXAGON SOCKET HEAD: RACK STOP MS1965-42 (96906)		EA	1	*	*	*	*	*	*	*	*	28	18
P F	5305-059-2484	SETScrew: GEAR MS1976-36 (96906)		EA	3	*	*	*	*	*	*	*	*	28	19
P F	3610-230-2761	GEAR, OPERATING 13200E5068 (97403)		EA	3	*	*	*	*	*	*	*	*	28	20

(1) SHR CODE	(2) FEDERAL STOCK NUMBER	(3) DESCRIPTION  REF NUMBER & MFR CODE	(4) USABLE ON CODE	(5) UNIT OF MEAS	QTY INC UNIT	(6) 30-DAY DS MAINT ALLOWANCE			(7) 30-DAY GS MAINT ALLOWANCE			(8) 1-YR ALW PER 100 EQUIP CNTGY	(9) DEPOT MAINT ALW PER 100 EQUIP	(10) ILLUS- TRATION	
						(a)	(b)	(c)	(a)	(b)	(c)			(a)	(b)
						1-20	21-50	51-100	1-20	21-50	51-100			FIG. NO.	ITEM NO.
X2F		GATE, OPERATING 1115-01 (83113)		EA	3									28	21
P F	5305-724-6736	SETSCREW: OPERATING SHAFT MS51965-52 (96906)		EA	3	*	*	*	*	*	*	*	*	28	22
X2F		SHAFT, OPERATING 1018-87 (83113)		EA	3									28	23
P F	5305-984-7341	SCREW, MACHINE, FLATHEAD: RIB MTG MS35191-273 (96906)		EA	43	*	*	*	*	*	*	*	*	28	24
X2F		RIB, FORM: 36 IN. LG 2064-01-1 (83113)		EA	2									28	25
X2F		RIB, FORM: 47 1/4 IN. LG 2064-01-2 (83113)		EA	2									28	25
X2F		RIB, FORM: 24 IN. LG 2064-01-3 (83113)		EA	1									28	25
X2F		RIB, FORM: 19 1/4 IN. LG 2064-01-4 (83113)		EA	2									28	25
X2F		RIB, FORM: 29 1/4 IN. LG 2064-01-5 (83113)		EA	2									28	25
X2F		RIB, FORM: 16 IN. LG 2064-01-6 (83113)		EA	1									28	25
X2F		RIB, FORM: 5 27/32 IN. LG 2064-01-7 (83113)		EA	2									28	25
X2F		RIB, FORM: 10 IN. LG 2064-01-8 (83113)		EA	1									28	25
X2F		RIB, FORM: 9 1/4 IN. LG 2064-01-9 (83113)		EA	2									28	25
X2F		RIB, FORM: 2 27/32 IN. LG 2064-01-10 (83113)		EA	2									28	25
X2F		RIB, FORM: 9 27/32 IN. LG 2064-01-11 (83113)		EA	2									28	25
P O	5305-983-8084	SCREW, CAP, HEXAGON SOCKET HEAD: LATCH MTG MS16997-60 (96906)		EA	4	*	*	*	*	*	*	*	*	28	26
X20		LATCH 1088-04 (83113)		EA	1									28	27
X2F		COPYBOARD: REAR PLATE 4012-09 (83113)		EA	1									28	28
X2F		SHAFT, DRIVE 1018-88 (83113)		EA	1									28	
X2F		ROD ASSEMBLY, OPERATING 2010-21 (83113)		EA	1									29	
P F	5305-978-9348	SCREW, CAP, HEXAGON SOCKET HEAD: RACK MTG MS16997-20 (96906)		EA	3	*	*	*	*	*	*	*	*	29	1
P2F	3610-418-4706	RACK, ROD 13200E5063 (97403)		EA	1	*	*	*	*	*	*	*	*	29	2
P F	5305-978-9347	SCREW, CAP, HEXAGON SOCKET HEAD: TOOTH MTG MS16997-19 (96906)		EA	3	*	*	*	*	*	*	*	*	29	3
X2F		ROD, TOOTH 1039-17 (83113)		EA	3									29	4
P F	5305-978-9350	SCREW, CAP, HEXAGON SOCKET HEAD: BLOCK MTG MS16997-22 (96906)		EA	2	*	*	*	*	*	*	*	*	29	5
X2F		BLOCK 1017-36 (83113)		EA	1									29	6

(1) SMR CODE	(2) FEDERAL STOCK NUMBER	(3) DESCRIPTION  REF NUMBER & MFR CODE	(4) USABLE ON CODE	(5) UNIT OF MEAS	(6) QTY INC IN UNIT	(6) 30-DAY DS MAINT ALLOWANCE			(7) 30-DAY GS MAINT ALLOWANCE			(8) 1-YR ALW PER 100 EQUIP CNTCY	(9) DEPOT MAINT ALW PER 100 EQUIP	(10) ILLUS- TRATION	
						(a)	(b)	(c)	(a)	(b)	(c)			(a)	(b)
						1-20	21-50	51-100	1-20	21-50	51-100			FIG. NO.	ITEM NO.
X2F		BLOCK 1017-35 (83113)		EA	1									29	7
P F	5315-052-9300	DOWEL PIN MS16556-630 (96906)		EA	2	*	*	*	*	*	*	*	*	29	8
P F	5305-978-9346	SCREW, CAP, HEXAGON SOCKET HEAD; STOP MTG MS16997-18 (96906)		EA	2	*	*	*	*	*	*	*	*	29	9
X2F		ROD, STOP 1126-02 (83113)		EA	1									29	10
X2F		ROD, OPERATING 2052-03 (83113)		EA	1									29	11
P O		CLAMP, HOSE 5415L (39428)		EA	2	*	*	*	*	*	*	*	*	30	1
P O		HOSE, SUCTION: COPYBOARD 1050-11 (83113)		EA	1	*	*	*	*	*	*	*	*	30	2
X2H		CARRIAGE ASSEMBLY, COPYBOARD 4000-91 (83113)		EA	1									30	
X2O		NIPPLE, HOSE 1122-01 (83113)		EA	1									30	3
X2O		ELBOW, VACUUM 1113-01 (83113)		EA	1									30	4
P H	5305-723-9387	SCREW, SET, HEXAGON SOCKET HEAD; CAP MTG MS51963-63 (96906)		EA	2			*	*	*	*	*	*	30	5
P2H	5365-242-3014	SNAP RING 13200E5044 (97403)		EA	1			*	*	*	*	*	*	30	6
X2H		WASHER, BRASS		EA	1									30	7
P H		WASHER, RUBBER 1001-20 (83113)		EA	1			*	*	*	*	*	*	30	8
X2H		CAP, INTAKE 1002-08 (83113)		EA	1									30	9
X2H		FLANGE 1076-04 (83113)		EA	1									30	10
P H		DOWEL PIN: FRAME MTG MS16556-663 (96906)		EA	4			*	*	*	*	*	*	30	11
P H	5305-983-7464	SCREW, CAP, HEXAGON SOCKET HEAD; FRAME MTG MS16997-148 (96906)		EA	8			*	*	*	*	*	*	30	12
P H	5310-584-5272	WASHER, LOCK: FRAME MTG MS35338-48 (96906)		EA	8			*	*	*	*	*	*	30	13
P2H	3120-444-1481	BUSHING 1069-27 (83113)		EA	1			*	*	*	*	*	*	30	14
P O		KNOB 13212E0165 (97403)		EA	2	*	*	*	*	*	*	*	*	30	15
P H	5310-975-2075	JAM NUT MS35691-21 (96906)		EA	2			*	*	*	*	*	*	30	16
P H	5307-418-4681	STUD 13200E0167 (97403)		EA	2			*	*	*	*	*	*	30	17
X2H		FRAME, SIDE 3012-14 (83113)		EA	2									30	18
X2H		CAP 1072-09 (83113)		EA	1									30	19
P2H	3120-444-1481	BUSHING 1069-27 (83113)		EA	1			*	*	*	*	*	*	30	20
P H	5315-663-9591	PIN, STRAIGHT: COLLAR MTG 505597 (00000)		EA	2			*	*	*	*	*	*	30	21

(1) MFR CODE	(2) FEDERAL STOCK NUMBER	(3) DESCRIPTION  REF NUMBER & MFR CODE	USABLE ON CODE	(4) UNIT OF MEAS	(5) QTY INC IN LNIT	(6) 30-DAY DS MAINT ALLOWANCE			(7) 30-DAY GS MAINT ALLOWANCE			(8) 1-YR ALW PER 100 EQUIP CMTEY	(9) DEPOT MAINT ALW PER 100 EQUIP	(10) ILLUS- TRATION	
						(a)	(b)	(c)	(a)	(b)	(c)			(a)	(b)
						1-20	21-30	31-100	1-20	21-30	31-100			FIG. NO.	ITER NO.
X2H		COLLAR 1020-16 (83113)		EA	2									30	22
P H	5315-432-3971	PIN, TAPERED AXLE 1022-170-10 (83113)		EA	2				*	*	*	*	*	30	23
X2H		AXLE 2054-01 (83113)		EA	1									30	24
P O	5355-482-8064	KNOB 13200E5040 (97403)		EA	1	*	*	*	*	*	*	*	*	30	25
P H	5310-050-3267	NUT 503267 (21450)		EA	2				*	*	*	*	*	30	26
P H	53007-418-4679	STUD 13200E5039 (97403)		EA	1				*	*	*	*	*	30	27
P2H	3120-444-7140	BUSHING 1069-18 (83113)		EA	1				*	*	*	*	*	30	28
P H	5310-543-5092	NUT HEXAGON MS35690-601 (96906)		EA	2				*	*	*	*	*	30	29
P H	5310-637-9541	WASHER, LOCK MS35338-46 (96906)		EA	2				*	*	*	*	*	30	30
P O	5355-256-5442	KNOB 13200E5037 (97403)		EA	2	*	*	*	*	*	*	*	*	30	31
P2H	5307-418-4680	STUD 13200E5036 (97403)		EA	2				*	*	*	*	*	30	32
X2H		ADAPTER 3032-02 (83113)		EA	1									30	33
P H	5305-269-3214	SCREW, CAP, HEXAGON SOCKET HEAD MS90725-64 (96906)		EA	4				*	*	*	*	*	30	34
P H	5305-723-9383	SETSCREW MS51963-67 (96906)		EA	4				*	*	*	*	*	30	35
P H	5305-978-9393	SCREW, CAP, HEXAGON SOCKET HEAD: BEARING BLOCK MTG MS16997-98 (96906)		EA	8				*	*	*	*	*	30	36
P H	5310-637-9541	WASHER, LOCK: BEARING BLOCK MTG MS35338-46 (96906)		EA	8				*	*	*	*	*	30	37
P H	3130-497-1608	BLOCK, BEARING 13200E4975 (97403)		EA	4				*	*	*	*	*	30	38
X2H		BASE PLATE 4012-07 (83113)		EA	1									30	39
GROUP 12 - LENS BOARD AND COPYBOARD DRIVE MECHANISMS															
P F	5305-978-9379	SCREW, CAP, HEXAGON SOCKET HEAD: HANDWHEEL MTG MS16997-59 (96906)		EA	2	*	*	*	*	*	*	*	*	31	1
P2F	5355-482-8067	HANDWHEEL 13200E5172 (97403)		EA	2	*	*	*	*	*	*	*	*	31	2
P F	5305-978-9378	SCREW, CAP, HEXAGON SOCKET HEAD: GUARD MTG MS16997-58 (96906)		EA	4	*	*	*	*	*	*	*	*	31	3
X2F		GUARD: MOTOR GEAR 3021-05-1 (83113)		EA	1									31	4
X2F		GUARD: MOTOR GEAR 3021-05-2 (83113)		EA	1									31	4
P F	5305-724-6735	SCREW, SET, HEXAGON SOCKET HEAD: GEAR MTG MS51965-54 (96906)		EA	2	*	*	*	*	*	*	*	*	31	5

(1) SMR CGDE	(2) FEDERAL STOCK NUMBER	(3) DESCRIPTION  REF NUMBER & MFR CODE	(4) USABLE ON CODE	(5) UNIT OF MEAS	(6) QTY INC IN UNIT	(6) 30-DAY DS MAINT ALLOWANCE			(7) 30-DAY GS MAINT ALLOWANCE			(8) 1-YR ALW PER 100 EQUIP CNTGY	(9) DEPOT MAINT ALW PER 100 EQUIP	(10) ILLUS- TRATION	
						(a)	(b)	(c)	(c)	(b)	(c)			(a)	(b)
						1-20	21-50	51-100	1-20	21-50	51-100			FIG. NO.	ITEM NO.
P F	5315-844-3665	PIN: GEAR MTG MS16562-68 (96906)		EA	2	*	*	*	*	*	*	*	*	31	6
P F	3020-238-5248	GEAR 13200E5191 (97403)		EA	2	*	*	*	*	*	*	*	*	31	7
P F		KEY, SQUARE MS20066-210 (96906)		EA	2	*	*	*	*	*	*	*	*	31	8
X2F		ENCLOSURE NEMATYPE1 (81487)		EA	1									31	9
P F		SWITCH, TOGGLE: SHUTTER 1223 (25170)		EA	1	*	*	*	*	*	*	*	*	31	10
P F	5305-990-6444	SCREW, MACHINE: ENCLOSURE MTG MS35207-261 (96906)		EA	4	*	*	*	*	*	*	*	*	31	11
P F		SCREW, CAP, HEXAGON SOCKET HEAD: PLATE MTG MS35457-73 (96906)		EA	2	*	*	*	*	*	*	*	*	31	12
X2F		PLATE, COVER 2205-31 (83113)		EA	1									31	13
X2F		SPACER 1052-30 (83113)		EA	2									31	14
P F	5310-880-7744	NUT, PLAIN, HEXAGON: MOTOR MTG MS51967-5 (96906)		EA	8	*	*	*	*	*	*	*	*	32	1
P F	5305-724-6736	SCREW, SET, HEXAGON SOCKET HFAD: GEAR MTG MS51965-52 (96906)		EA	2	*	*	*	*	*	*	*	*	32	2
P F	5315-844-3965	PIN, SPRING: GEAR MTG MS16562-48 (96906)		EA	2	*	*	*	*	*	*	*	*	32	3
P F	3020-238-5244	GEAR 1057-18 (83113)		EA	2	*	*	*	*	*	*	*	*	32	4
P F	6105-257-1241	MOTOR, DRIVE 60034 (92940)		EA	2	*	*	*	*	*	*	*	*	32	5
P H		LINK SC0307 (76474)		EA	2			*	*	*	*	*	*	33	1
M H		CHAIN MANUFACTURE FROM:		EA	1									33	2
P H		CHAIN, 19 IN. REQUIRED SC0307 (76474)		FT				*	*	*				33	
M H		CHAIN MANUFACTURE FROM:		EA	1									33	2
P H		CHAIN, 32 IN. REQUIRED SC0307 (76474)		FT				*	*	*				33	
P H	5305-724-6736	SCREW, SET, HEXAGON SOCKET: SPROCKET MTG MS51965-52 (96906)		EA	2	*	*	*	*	*	*	*	*	33	3
P H	5315-838-4584	PIN: SPROCKET MTG MS16562-66 (96906)		EA	2			*	*	*	*	*	*	33	4
P H	3610-418-4687	SPROCKET: COUNTER DRIVE 13200E5192 (97403)		EA	2			*	*	*	*	*	*	33	5
P H	5315-990-2973	KEY, SQUARE MS20066-120 (96906)		EA	1			*	*	*	*	*	*	33	6
P H	3120-444-1479	BEARING: DRIVE SCREW 13200E4916 (97403)		EA	4			*	*	*	*	*	*	33	7
P H	5315-188-2457	SCREW, CAP, HEXAGON SOCKET HEAD: IDLER ASSEMBLY MTG MS90725-6 (96906)		EA	2			*	*	*	*	*	*	33	8
P H	5310-866-4573	WASHER, LOCK: IDLER ASSEMBLY MTG MS3338-25 (96906)		EA	2			*	*	*	*	*	*	33	9

(1) SMR CODE	(2) FEDERAL STOCK NUMBER	(3) DESCRIPTION  REF NUMBER & MFR CODE	(4) USABLE OR CODE	(5) UNIT OF MEAS	(6) QTY INC IN UNIT	(6) 30-DAY DS MAINT ALLOWANCE			(7) 30-DAY GS MAINT ALLOWANCE			(8) 1-YR ALW PER 100 EQUIP CNTGY	(9) DEPOT MAINT ALW PER 100 EQUIP	(10) ILLUS- TRATION	
						(a)	(b)	(c)	(a)	(b)	(c)			(a)	(b)
						1-20	21-50	51-100	1-20	21-50	51-100			FIG. NO.	ITEM NO.
P H	5305-269-3213	SCREW, CAP, HEXAGON SOCKET HEAD: IDLER ASSEMBLY MTG MS90725-62 (96906)		EA	2				*	*	*	*	*	33	10
X2H		IDLER ASSEMBLY 1004-58 (83113)		EA	2									33	
P H	5310-891-1709	JAM NUT MS35691-9 (96906)		EA	1				*	*	*	*	*	33	11
X2H		SHOULDER SCREW 1032-35 (83113)		EA	1									33	12
P H	3610-418-4689	ROLLER, IDLER 1074-10 (83113)		EA	1				*	*	*	*	*	33	13
X2H		PLATFORM, IDLER 1090-02 (83113)		EA	1									33	14
P O	5315-809-8786	PIN: HANDWHEEL MTG MS16562-51 (96906)		EA	1	*	*	*	*	*	*	*	*	34	1
X2O		HANDWHEEL: VERTICAL CONTROL 13200E5208-1 (97403)		EA	1									34	2
X2O		HANDWHEEL: HORIZONTAL CONTROL 13200E5208-2 (97403)		EA	1									34	2
P F	5315-821-1225	PIN: SLEEVE MTG MS16555-329 (96906)		EA	1	*	*	*	*	*	*	*	*	34	3
X2F		SLEEVE 1091-03 (83113)		EA	1									34	4
P F	5315-060-5076	PIN: UNIVERSAL TO ROD MS35671-25 (96906)		EA	4	*	*	*	*	*	*	*	*	34	5
X2F		ROD 1039-18 (83113)		EA	2									34	6
X2F		SPACER 1052-28 (83113)		EA	4									34	7
P F	5315-060-5076	PIN: UNIVERSAL TO SHAFT MS35671-25 (96906)		EA	4	*	*	*	*	*	*	*	*	34	8
P H	3010-230-9680	UNIVERSAL JOINT 1119-02 (83113)		EA	4				*	*	*	*	*	34	9
X2F		SHAFT CONTROL 1018-93 (83113)		EA	2									34	10
P F	5305-225-8498	SCREW, CAP, HEXAGON HEAD: CLAMP MTG MS90725-33 (96906)		EA	4	*	*	*	*	*	*	*	*	34	11
X2H		CLAMP: BEARING RETAINER 1126-14-1 (83113)		EA	2									34	12
X2H		CLAMP: BEARING RETAINER 1126-14-2 (83113)		EA	2									34	12
P H	3120-444-7138	BEARING 13200E4917 (97403)		EA	2				*	*	*	*	*	34	13
P H	5305-724-6736	SCREW, SET, HEXAGON SOCKET HEAD: COLLAR MTG MS51025-52 (96906)		EA	2				*	*	*	*	*	34	14
X2H		COLLAR 1020-19 (83113)		EA	2									34	15
P H	3040-480-7346	CONTROL SHAFT 13200E5190 (97403)		EA	2				*	*	*	*	*	34	16
P H	3120-444-7139	BUSHING 13200E5277 (97403)		EA	2				*	*	*	*	*	34	17
P H	5305-988-7844	SCREW, CAP, HEXAGON SOCKET HEAD: PILLOW BLOCK MTG MS16995-80 (96906)		EA	4				*	*	*	*	*	34	18



(1) SMR CODE	(2) FEDERAL STOCK NUMBER	(3) DESCRIPTION  REF NUMBER & MFR CODE	(4) USABLE ON CODE	(5) UNIT OF MEAS	(6) 30-DAY D5 MAINT ALLOWANCE	(7) 30-DAY G5 MAINT ALLOWANCE	(8) 1-YR ALW PER 100 EQUIP CNTY	(9) DEPOT MAINT ALW PER 100 EQUIP	(10) ILLUS- TRATION							
									(a)	(b)	(c)	(a)	(b)	(c)	(a)	(b)
									1-20	21-50	51-100	1-20	21-50	51-100	FIG. NO.	ITEM NO.
P H	5310-637-9541	WASHER, LOCK; PILLOW BLOCK MTG MS35338-46 (95906)		EA	4						34	19				
P2H		PILLOW BLOCK 13200E5189 (97403)		EA	2						34	20				
P H	5305-983-7429	SCREW, CAP, HEXAGON SOCKET HEAD: RETAINER MTG MS16998-28 (96906)		EA	16						34	21				
X2H		RETAINER 1123-02 (83113) (2 FOR BUSHING, 2 FOR COLLAR)		EA	4						34	22				
P H	3020-238-5243	GEAR, DRIVE 1057-15 (83113)		EA	2						34	23				
P H	3120-444-1490	BUSHING 1069-17 (83113)		EA	2						34	24				
P H		SCREW, SET, HEXAGON SOCKET HEAD: MALE TAKE-UP SCREW		EA	1						34	25				
P H	3610-419-8594	MALE TAKE-UP 13200E5195 (97403)		EA	2						34	26				
P H	5315-998-8172	KEY, SQUARE MS20068-169 (96906)		EA	2						34	27				
P H	5305-724-6738	SCREW, SET, HEXAGON SOCKET HEAD: FEMALE TAKE-UP MS51025-54 (96906)		EA	4						34	28				
P H	3610-495-5766	FEMALE TAKE-UP 13200E5194 (97403)		EA	2						34	29				
P H	3120-444-1479	BEARING 13200E4916 (97403)		EA	2						34	30				
P2H	3610-418-4708	SCREW, DRIVE 13200E5196 (97403)		EA	2						34	31				
P2H	5310-478-5733	RETAINING NUT 13200E4980 (97403)		EA	2						34	32				
P H	5365-237-3502	RING, SPACER 13200E4979 (97403)		EA	2						34	33				
X2H		STUD 1064-08 (83113)		EA	2						34	34				
P H	5365-242-3259	DRIVE NUT 13200E4977 (97403)		EA	2						34	35				
P H		DOWEL PIN; BRACKET MTG MS16555-350 (96906)		EA	8						34	36				
P2H	5340-242-3551	BRACKET, LENS BOARD: RH 13200E4976-1 (97403)		EA	1						34	37				
P2H	5340-242-3911	BRACKET, LENS BOARD: LH 13200E4976-2 (97403)		EA	1						34	37				
P2H	5340-257-2618	BRACKET, COPYBOARD: RH 13200E4987-1 (97403)		EA	1						34	38				
P2H		BRACKET, COPYBOARD: LH 13200E4987-2 (97403)		EA	1						34	38				
X2H		RING, SPACER 1045-06 (83113)		EA	4						34					
X2H		COLLAR 1020-20 (83113)		EA	2						34					
P F	6110-087-0227	STARTER, MANUAL; TURBINE START AND STOP 2510FG1 (81487)		EA	1	*	*	*	*	*	*	35	1			
P F	5305-990-6444	SCREW, MACHINE, PANHEAD: STARTER MTG MS35207-261 (96906)		EA	2	*	*	*	*	*	*	35	2			

(1) SMR CODE	(2) FEDERAL STOCK NUMBER	(3) DESCRIPTION  REF NUMBER & MFR CODE	(4) USABLE ON CODE	(5) UNIT OF MEAS	(6) 30-DAY DS MAINT ALLOWANCE	(7) 30-DAY GS MAINT ALLOWANCE			(8) 1-YR ALW PER 100 EQUIP CNTGY	(9) DEPOT MAINT ALW PER 100 EQUIP	(10) ILLUS- TRATION				
						(6)					(7)			(a)	(b)
						(a)	(b)	(c)			(a)	(b)	(c)	(a)	(b)
											FIG. NO.	ITEM NO.			
P F	5930-949-2328	REVERSING SWITCH: LENS AND COPYBOARD MOTOR DRIVE 2601AG2 (81487)		EA	2	*	*	*	*	*	*	35	3		
P F	5305-990-6444	SCREW, MACHINE, PANHEAD: SWITCH MTG MS35207-261 (96906)		EA	8	*	*	*	*	*	*	35	4		
P F	5930-221-8987	STATION, PUSH BUTTON: ARC LAMP 9001B30 (81487)		EA	1	*	*	*	*	*	*	35	5		
P F		SCREW MACHINE: COVER MTG 1001W12100 (81487)		EA	2	*	*	*	*	*	*	35	6		
X1		COVER 2165S2G1 (81487)		EA	1							35	7		
X1		BOX 2165C6X1 (81487)		EA	1							35	8		
P F	5305-990-6444	SCREW, MACHINE PANHEAD: STATION MTG MS35207-261 (96906)		EA	2	*	*	*	*	*	*	35	9		
GROUP 13 - LENS BOARD AND COPYBOARD COUNTER ASSEMBLY															
P F		SCREW, CAP, HEXAGON SOCKET HEAD: COUNTER ASSEMBLY MTG MS35457-34 (96906)		EA	2	*	*	*	*	*	*	36	1		
X2F		COUNTER ASSEMBLY 3001-62 (83113)		EA	1							36			
P O	5305-889-3118	SCREW, CAP, HEXAGON SOCKET HEAD: HOUSING MTG MS35206-203 (96906)		EA	4	*	*	*	*	*	*	36	2		
P O	5310-045-3299	WASHER, LOCK: HOUSING MTG MS35338-42 (96906)		EA	4	*	*	*	*	*	*	36	3		
P F	5310-934-9751	NUT, PLAIN, HEXAGON: SOCKET MTG MS35650-302 (96906)		EA	2	*	*	*	*	*	*	36	4		
P F	5310-637-9541	WASHER, LOCK: SOCKET MTG MS35338-46 (96906)		EA	2	*	*	*	*	*	*	36	5		
P F	5305-990-6444	SCREW, MACHINE, PANHEAD: SOCKET MTG MS35207-261 (96906)		EA	2	*	*	*	*	*	*	36	6		
P F		LAMP GLOW: NEON TESTING NE58 (39428)		EA	2	*	*	*	*	*	*	36	7		
P F	6250-419-4256	SOCKET, LIGHT 1112-01 (83113)		EA	2	*	*	*	*	*	*	36	8		
P F	5930-615-7896	SWITCH, TOGGLE MS25098-22 (96906)		EA	1	*	*	*	*	*	*	36	9		
X2F		HOUSING 3027-03 (83113)		EA	1							36	10		
P F	5315-814-3530	PIN, SPRING: SPROCKET MTG MS16562-35 (96906)		EA	2	*	*	*	*	*	*	36	11		
P F	3610-418-4684	SPROCKET 13200E5237 (97403)		EA	2	*	*	*	*	*	*	36	12		
P F		SCREW, MACHINE, PANHEAD: COUNTER MTG 1022-145-5 (83 13)		EA	8	*	*	*	*	*	*	36	13		
P F	5310-431-8894	WASHER, LOCK: COUNTER MTG 1022-145-1 (83113)		EA	8	*	*	*	*	*	*	36	14		
P F		SCREW, CAP, HEXAGON SOCKET HEAD: COUPLING, 6-32 X 1/8 IN. LG 1022-145-11 (96906)		EA	4	*	*	*	*	*	*	36	15		

(1) SMR CODE	(2) FEDERAL STOCK NUMBER	(3) DESCRIPTION  USABLE ON CODE  REF NUMBER & MFR CODE	(4) UNIT OF MEAS	(5) QTY INC IN UNIT	(6) 30-DAY DS MAINT ALLOWANCE			(7) 30-DAY GS MAINT ALLOWANCE			(8) 1-YR ALW PER 100 EQUIP CNTGY	(9) DEPOT MAINT ALW PER 100 EQUIP	(10) ILLUS- TRATION	
					(a)	(b)	(c)	(a)	(b)	(c)			(a)	(b)
					1-20	21-50	51-100	1-20	21-50	51-100			FIG NO.	ITEM NO.
P F	3610-418-4686	COUPLING, EXTENSION 13200E5238 (97403)	EA	2	*	*	*	*	*	*	*	*	36	16
P F		COUNTER 2058-01 (83113)	EA	2	*	*	*	*	*	*	*	*	36	17
X2F		SHAFT 1018-92 (83113)	EA	2									36	18
P F	5305-989-7434	SCREW, MACHINE, PANHEAD: HOUSING ASSEMBLY MTG MS35207-263 (96906)	EA	6	*	*	*	*	*	*	*	*	36	19
P F	5310-045-3296	WASHER, LOCK: HOUSING ASSEMBLY MTG MS35338-43 (96906)	EA	6	*	*	*	*	*	*	*	*	36	20
X2F		HOUSING ASSEMBLY 1004-57 (83113)	EA	2									36	
P F	5315-753-8539	DOMEL PIN MS16556-27 (96906)	EA	2	*	*	*	*	*	*	*	*	36	21
P F	3120-444-1480	BUSHING, BRONZE 1069-23 (83113)	EA	2	*	*	*	*	*	*	*	*	36	22
X2F		HOUSING, BEARING 1005-34 (83113)	EA	2									36	23
X2F		BRACKET MOUNTING 3015-11 (83113)	EA	1									36	24
GROUP 14 - TRANSFORMER ASSEMBLY														
P2F		TRANSFORMER 2071-08 (83113)	EA	1	*	*	*	*	*	*	*	*	37	1
X2F		BRACKET ASSEMBLY, TRANSFORMER 4000-96 (83113)	EA	1									37	
P F	5310-761-6882	NUT, PLAIN, HEXAGON: TRANSFORMER BRACKET MTG MS51967-2 (96906)	EA	2	*	*	*	*	*	*	*	*	37	2
P F	5310-582-5965	WASHER, LOCK: TRANSFORMER BRACKET MTG MS35338-44 (96906)	EA	1	*	*	*	*	*	*	*	*	37	3
P F	5310-883-9384	WASHER, FLAT: TRANSFORMER BRACKET MTG MS15795-842 (96906)	EA	1	*	*	*	*	*	*	*	*	37	4
P F	5305-978-9385	SCREW, CAP, HEXAGON SOCKET HEAD: TRANSFORMER BRACKET MTG MS16997-62 (96906)	EA	1	*	*	*	*	*	*	*	*	37	5
X2F		SLEEVE 1091-04 (83113)	EA	1									37	6
P F	5305-068-0509	SCREW, CAP, HEXAGON SOCKET HEAD: STRAP MS90728-10 (96906)	EA	1	*	*	*	*	*	*	*	*	37	7
P F	5305-983-6621	SCREW, CAP, HEXAGON SOCKET HEAD: BRACKET ASSEMBLY MTG MS16997-80 (96906)	EA	3	*	*	*	*	*	*	*	*	37	8
P F	5305-978-9378	SCREW, CAP, HEXAGON SOCKET HEAD: STRAP MTG MS16997-58 (96906)	EA	4	*	*	*	*	*	*	*	*	37	9
X2F		PLATE 1033-76 (83113)	EA	1									37	10
P F	5305-903-3250	SCREW, WOOD: BLOCK MTG MS35493-569 (96906)	EA	8	*	*	*	*	*	*	*	*	37	11
X2F		BLOCK, WOOD 1017-38-1 (83113)	EA	2									37	12

(1) SMR CODE	(2) FEDERAL STOCK NUMBER	(3) DESCRIPTION  REF NUMBER & MFR CODE	(4) USABLE ON CODE	(5) UNIT OF MEAS	(6) QTY INC IN UNIT	(6) 30-DAY DS MAINT ALLOWANCE			(7) 30-DAY GS MAINT ALLOWANCE			(8) 1-YR ALW PER 100 EQUIP CNTGT	(9) DEPOT MAINT ALW PER 100 EQUIP	(10) ILLUS- TRATION	
						(a)	(b)	(c)	(a)	(b)	(c)			(a)	(b)
						1-20	21-30	31-100	1-20	21-30	31-100			FIG. NO.	ITEM NO.
X2F		STRAP 2069-01 (83113)	EA		1									37	13
X2F		BLOCK, WOOD 1017-38-2 (83113)	EA		2									37	14
X2F		STRAP 2069-02 (83113)	EA		1									37	15
X1		BRACKET 3015-12 (83113)	EA		1									37	
GROUP 15 - ELECTRONIC SENSING DEVICE ASSEMBLIES															
P F	5305-958-0586	SCREW, MACHINE, PANHEAD: SENSING DEVICE MTG MS35207-273 (96906)	EA		8	*	*	*	*	*	*	*	*	38	1
X2F		SENSING DEVICE WAC2 (37405)	EA		2									38	2
GROUP 16 - ELECTRONIC FILTER ASSEMBLIES															
P F	5305-995-6311	SCREW, MACHINE, PANHEAD: FILTER MTG MS35207-271 (96906)	EA		4	*	*	*	*	*	*	*	*	39	1
P F	5310-045-3296	WASHER, LOCK: FILTER MTG MS35338-43 (96906)	EA		4	*	*	*	*	*	*	*	*	39	2
X2F		FILTER 150VAC03AMPS (37405)	EA		2									39	3
GROUP 17 - MAGNETIC STARTER ARC LAMP															
P F		SCREW, MACHINE, PANHEAD: CONTRACTOR MTG MS35221-79 (96906)	EA		2	*	*	*	*	*	*	*	*	40	1
P2F		CONTRACTOR, MAGNETIC 850250G1-230V60C (81487)	EA		1	*	*	*	*	*	*	*	*	40	2
GROUP 18 - MAGNETIC STARTER DRIVE MOTOR															
P F		SCREW, MACHINE, PANHEAD: STARTER MTG MS35221-79 (96906)	EA		4	*	*	*	*	*	*	*	*	41	1
P F		STARTER, MAGNETIC 8536BAG2208-220V60H (81487)	EA		2	*	*	*	*	*	*	*	*	41	2
GROUP 19 - VACUUM TURBO COMPRESSOR ASSEMBLY															
P F	5310-732-0558	NUT, PLAIN, HEXAGON: TURBINE MTG MS51967-8 (96906)	EA		8	*	*	*	*	*	*	*	*	42	1
P F	5310-637-9541	WASHER, LOCK: TURBINE MTG MS35338-46 (96906)	EA		8	*	*	*	*	*	*	*	*	42	2
P F	5305-269-3215	SCREW, CAP, HEXAGON SOCKET HEAD: TURBINE MTG MS90725-65 (96906)	EA		8	*	*	*	*	*	*	*	*	42	3
P2F		TURBINE 1001U (56213)	EA		2	*	*	*	*	*	*	*	*	42	4

(1) SNR CODE	(2) FEDERAL STOCK NUMBER	(3) DESCRIPTION  REF NUMBER & MFR CODE	(4) USABLE ON CODE	(5) UNIT OF MEAS	(6) QTY INC IN UNIT	(6) 30-DAY DS MAINT ALLOWANCE			(7) 30-DAY GS MAINT ALLOWANCE			(8) 1-YR ALW PER 100 EQUIP CNTGT	(9) DEPOT MAINT ALW PER 100 EQUIP	(10) ILLUS- TRATION	
						(a)	(b)	(c)	(a)	(b)	(c)			(a)	(b)
						1-20	21-50	51-100	1-20	21-50	51-100			FIG. NO.	ITEM NO.
GROUP 20 - TRUSS SUPPORT ASSEMBLIES															
P F	5305-990-6444	SCREW, MACHINE, PANHEAD: TRIM SWITCH MTG MS35207-261 (96906)		EA	2	*	*	*	*	*	*	*	*	43	1
P F		SCREW, SELF-TAPPING: COVER MS24641-13 (96906)		EA	2	*	*	*	*	*	*	*	*	43	2
X2F		TRIM SWITCH 3596BC (04009)		EA	1									43	3
P H	5310-768-0318	NUT, PLAIN, HEXAGON: LEGS-MTG MS51967-14 (96906)		EA	20			*	*	*	*	*	*	43	4
P H	5305-782-9494	SCREW, CAP, HEXAGON SOCKET HEAD: LEGS MTG MS90725-114 (96906)		EA	20			*	*	*	*	*	*	43	5
P H	5310-584-5272	WASHER, LOCK: LEGS MTG MS35338-48 (96906)		EA	20			*	*	*	*	*	*	43	6
X2H		SUPPORT ASSEMBLY: REAR 3001-54 (83113) (COMPONENTS SAME AS SUPPORT ASSEMBLY, P/N 4000-83 (83113), EXCEPT WHERE ANNOTATED)		EA	1									43	
X2H		FRONT SUPPORT ASSEMBLY 4000-83 (83113)		EA	1									43	
P H	5305-978-9377	SCREW, CAP, HEXAGON SOCKET HEAD: COVER MTG MS16997-57 (96906)		EA	4			*	*	*	*	*	*	43	7
X2H		COVER 2051-02 (83113)		EA	1									43	8
P H	3110-151-8176	BEARING, BALL 517 (71041)		EA	1			*	*	*	*	*	*	43	9
X2H		RETAINER, BEARING 1123-01 (83113)		EA	1									43	10
P H	5305-269-3211	SCREW, CAP, HEXAGON SOCKET HEAD: CHANNEL MTG MS90725-60 (96906)		EA	4			*	*	*	*	*	*	43	11
X2H		CHANNEL 2056-01 (83113) (U/O SUPPORT ASSEMBLY, P/N 3001-54 (83113), ONLY)		EA	1									43	12
X2H		CHANNEL 3038-01 (83113) (U/O SUPPORT ASSEMBLY, P/N 4000-83 (83113), ONLY)		EA	1									43	12
P O	5305-989-7434	SCREW, MACHINE, PANHEAD: POINTER MTG MS35207-263 (96906) (U/O SUPPORT ASSEMBLY, P/N 4000-83 (83113), ONLY)		EA	2	*	*	*	*	*	*	*	*	43	13
X20		POINTER 2063-01 (83113) (U/O SUPPORT ASSEMBLY, P/N 4000-83 (83113), ONLY)		EA	1									43	14
X2H		LEG: RH 3040-01-1 (83113)		EA	1									43	15
X2H		LEG: LH 3040-01-2 (83113)		EA	1									43	16
P O	3610-937-3821	HANDLE, CRANK 13200E5207 (97403)		EA	1	*	*	*	*	*	*	*	*	43	

(1) SMR CODE	(2) FEDERAL STOCK NUMBER	(3) DESCRIPTION  REF NUMBER & MFR CODE	(4) USABLE ON CODE	(5) UNIT OF MEAS	(6) QTY INC IN UNIT	(6) 30-DAY DS MAINT ALLOWANCE			(7) 30-DAY GS MAINT ALLOWANCE			(8) 1-YR ALW PER 100 EQUIP CNTGY	(9) DEPOT MAINT ALW PER 100 EQUIP	(10) ILLUS- TRATION	
						(a)	(b)	(c)	(a)	(b)	(c)			(a)	(b)
						1-20	21-50	51-100	1-20	21-50	51-100			FIG. NO.	ITEM NO.
GROUP 21 - CAMERA TUBE ASSEMBLY															
P F	5309-983-6623	SCREW, CAP, HEXAGON SOCKET HEAD: MOTOR PLATE MTG MS16997-80 (96906)		EA	4	*	*	*	*	*	*	*	*	44	1
P F	5310-407-9566	WASHER, LOCK: PLATE MTG MS3538-45 (96906)		EA	1	*	*	*	*	*	*	*	*	44	2
P F		SCREW, MACHINE, FLATHEAD: MOTOR MTG MS35242-108 (96906)		EA	8	*	*	*	*	*	*	*	*	44	3
X2F		PLATE, MOTOR BASE 2005-30 (83113)		EA	1									44	4
P O		CLAMP, HOSE 5415L (39428)		EA	6	*	*	*	*	*	*	*	*	44	5
P O		HOSE, SUCTION: VACUUM BACK 1050-13 (83113)		EA	1	*	*	*	*	*	*	*	*	44	6
P O		HOSE, SUCTION: VACUUM BACK 1050-12 (83113)		EA	2	*	*	*	*	*	*	*	*	44	7
P O	3610-418-4702	BAFFLE 13200E5256 (97403)		EA	1	*	*	*	*	*	*	*	*	44	8
P F	5325-186-3174	BUSHING, CABLE 13200E5257 (97403)		EA	6	*	*	*	*	*	*	*	*	44	9
P H	5305-983-7462	SCREW, CAP, HEXAGON SOCKET HEAD: SUPPORT PLATE MTG MS16997-143 (96906)		EA	8				*	*	*	*	*	44	10
P H	5310-584-5272	WASHER, LOCK: SUPPORT PLATE MTG MS35338-48 (96906)		EA	8				*	*	*	*	*	44	11
X2H		SUPPORT PLATE: BACK 4012-05 (83113)		EA	1									44	12
P O	5305-995-3441	SCREW, MACHINE, ROUNDHEAD: GUARD MTG MS35207-269 (96906)		EA	10	*	*	*	*	*	*	*	*	45	1
X20		GUARD 1062-04 (83113)		EA	2									45	2
X20		LINK 48TYPESPCLCONNLINK48 (71041)		EA	1									45	3
M O		CHAIN 1050-08 (83113) MANUFACTURE FROM:		FT										45	4
P O		CHAIN, 22 FT REQUIRED 48 (71041)		FT		*	*	*	*	*	*	*	*	45	
P F	5315-188-0199	PIN: SPROCKET MTG MS24692-319 (96906)		EA	2	*	*	*	*	*	*	*	*	45	5
P F	5305-724-6736	SETScrew, SOCKET HEAD: SPROCKET MTG MS51025-52 (96906)		EA	2	*	*	*	*	*	*	*	*	45	6
P F	3020-238-5245	SPROCKET, CENTER DRIVE 2068-C (83113)		EA	2	*	*	*	*	*	*	*	*	45	7
P2H	3610-495-5757	SCREW 13200E4874 (97403) (U/O SUPPORT ASSEMBLY, P/N 4000-83 (83113), ONLY)		EA	1				*	*	*	*	*	45	8
P2H	3610-495-5805	SCREW 13200E4866 (97403) (U/O SUPPORT ASSEMBLY, P/N 3001-54 (83113), ONLY)		EA	1				*	*	*	*	*	45	8
X2H		TUBE FLANGE ASSEMBLY 4000-86 (83113)		EA	1									46	

(1) SMR CODE	(2) FEDERAL STOCK NUMBER	(3) DESCRIPTION  REF NUMBER & MFR CODE	(4) USABLE ON CODE	(5) UNIT OF MEAS	(6) QTY INC IN UNIT	(8) 30-DAY DS MAINT ALLOWANCE			(7) 30-DAY GS MAINT ALLOWANCE			(9) 1-YR ALW PER 100 EQUIP LNTGY	(10) DEPOT MAINT ALW PER 100 EQUIP	(11) ILLUS- TRATION	
						(a)	(b)	(c)	(a)	(b)	(c)			(a)	(b)
						1-20	21-50	51-100	1-20	21-50	51-100			FIG. NO.	ITEM NO.
P H	5305-983-7446	SCREW, CAP, HEXAGON SOCKET HEAD: RAIL ASSEMBLY MTG MS16998-72 (96906)		EA	26				*	*	*	*	*	46	1
X2H		RAIL ASSEMBLY 3001-58 (83113)		EA	1									46	
P H	5305-958-5246	SCREW, MACHINE, FLATHEAD: PLATE MTG MS35190-289 (96906)		EA	10				*	*	*	*	*	46	2
X1		PLATE 2005-27 (83113)		EA	1									46	3
X1		PLATE 2005-28 (83113)		EA	1									46	4
X2H		RAIL 3042-01 (83113)		EA	1									46	5
X2H		SPACER 1052-23 (83113)		EA	4									47	1
P H	5310-834-8732	NUT, JAM MS35691-33 (96906)		EA	4				*	*	*	*	*	47	2
P H		EYE BOLT 1084-03 (83113)		EA	4				*	*	*	*	*	47	3
P H		SCREW, CAP, HEXAGON SOCKET HEAD: BLOCK MTG 1002-163-2 (83113)		EA	8				*	*	*	*	*	47	4
X2H		BLOCK 2046-02 (83113)		EA	2									47	5
P H		SHOCK MOUNT 13200E4912 (97403)		EA	2				*	*	*	*	*	47	6
P H	5340-242-3531	SHOCK MOUNT 13200E4913 (97403)		EA	2				*	*	*	*	*	47	7
X1		NUT 13200E4911 (97403)		EA	2									47	8
P H	5305-983-7446	SCREW, CAP, HEXAGON SOCKET HEAD MS16998-72 (96906)		EA	4				*	*	*	*	*	47	9
X2H		REAR TUBE FLANGE 4023-02 (83113)		EA	1									47	10
X2H		FRONT TUBE FLANGE 4023-01 (83113)		EA	1									47	11
X2H		TUBE BRACKET ASSEMBLY 4000-82 (83113)		EA	1									47	
P H	5305-983-7450	SCREW, CAP, HEXAGON SOCKET HEAD: BRACKET MTG MS16998-76 (96906)		EA	26				*	*	*	*	*	47	12
X2H		BRACKET 3015-05 (83113)		EA	13									47	13
X2H		TUBE 2034-02 (83113)		EA	1									47	14
P H	5035-995-6511	SCREW, MACHINE, PAN HEAD: END PLATE MTG MS35207-271 (96906)		EA	4				*	*	*	*	*	47	
X2H		END PLATE 3000-52 (83113)		EA	1									47	
GROUP 22 - CAMERA BASE ASSEMBLY															
X20		TOOL BOX ASSEMBLY 3001-68 (83113)		EA	1									48	

(1) SMR CODE	(2) FEDERAL STOCK NUMBER	(3) DESCRIPTION  REF NUMBER & MFR CODE	(4) USABLE ON CODE	(5) UNIT OF MEAS	(6) QTY INC IN UNIT	(6) 30-DAY DS MAINT ALLOWANCE			(7) 30-DAY OS MAINT ALLOWANCE			(8) 1-YR ALW PER 100 EQUIP CHTGT	(9) DEPOT MAINT ALW PER 100 EQUIP	(10) ILLUS- TRATION		
						(a)	(b)	(c)	(a)	(b)	(c)			(a)	(b)	
						1-20	21-30	31-100	1-20	21-30	31-100			FIG. NO.	ITEM NO.	
X2H		SKID ASSEMBLY 4000-80 (83113)		EA	1										48	
P F	5310-761-6882	NUT, PLAIN, HEXAGON: MOUNTS MTG MS51967-2 (96906)		EA	32	*	*	*	*	*	*	*	*	*	48	1
P F	5310-866-4573	WASHER, LOCK: MOUNTS MTG MS35338-25 (96906)		EA	32	*	*	*	*	*	*	*	*	*	48	2
P F	5305-068-0502	SCREW, CAP, HEXAGON SOCKET HEAD: MOUNTS MTG MS90725-6 (96906)		EA	32	*	*	*	*	*	*	*	*	*	48	3
P F		MOUNTS, SHOCK 1124-01 (83113)		EA	8	*	*	*	*	*	*	*	*	*	48	4
P H	5310-761-6882	NUT, PLAIN, HEXAGON: STUD MS51967-2 (96906)		EA	6				*	*	*	*	*	*	48	5
P H	5310-809-4058	WASHER, FLAT: STUD MS27183-10 (96906)		EA	6				*	*	*	*	*	*	48	6
P2H	5307-230-9681	STUD 13200E4860 (97403)		EA	6				*	*	*	*	*	*	48	7
P H	5305-978-9378	SCREW, CAP, HEXAGON SOCKET HEAD: HANDLE MS16997-58 (96906)		EA	6				*	*	*	*	*	*	48	8
P H		WASHER, LOCK: HANDLE MS35338-25 (96906)		EA	6				*	*	*	*	*	*	48	9
X2H		SPRING 1000-35 (83113)		EA	6										48	10
X2H		CAP 1002-07 (83113)		EA	6										48	11
P2H	3610-419-4252	HANDLE 13200E4859 (97403)		EA	6				*	*	*	*	*	*	48	12
X2H		RING 1045-04 (83113)		EA	6										48	13
P H	5315-298-1481	PIN, COTTER: CASTER MS24665-357 (96906)		EA	6				*	*	*	*	*	*	48	14
P H	5310-98-0608	NUT, HEXAGON SLOTTED HEAD: CASTER MS35692-61 (96906)		EA	6				*	*	*	*	*	*	48	15
P2H	5315-446-8053	STUD 13200E4854 (97403)		EA	6				*	*	*	*	*	*	48	16
P2H		CASTER 1110-01-1 (83113)		EA	4				*	*	*	*	*	*	48	17
P2H		CASTER 1110-01-2 (83113)		EA	2				*	*	*	*	*	*	48	17
X2H		ECCENTRIC 1010-16 (83113)		EA	6										48	18
P H	4730-050-4208	FITTING MS15003-1 (96906)		EA	6				*	*	*	*	*	*	48	19
X2H		HOUSING 1005-33 (83113)		EA	6										48	20
P O	5340-237-3500	TURNBUCKLE ASSEMBLY 13200E4849 (97403)		EA	4	*	*	*	*	*	*	*	*	*	48	21
X1		NUT MS35690-622 (96906)		EA	1										48	22
X1		SCREW MS35458-50 (96906)		EA	1										48	23
P O	5306-444-7143	EYE BOLT 13200E4850 (97403)		EA	1	*	*	*	*	*	*	*	*	*	48	24



(1) SMR CODE	(2) FEDERAL STOCK NUMBER	(3) DESCRIPTION  REF NUMBER & MFR CODE	(4) USABLE ON CODE	(5) UNIT OF MEAS	(6) QTY INC IN UNIT	(6) 30-DAY DS MAINT ALLOWANCE			(7) 30-DAY GS MAINT ALLOWANCE			(8) 1-YR ALW PER 100 EQUIP CNTGY	(9) DEPOT MAINT ALW PER 100 EQUIP	(10) ILLUS- TRATION		
						(a)	(b)	(c)	(a)	(b)	(c)			(a)	(b)	
						1-20	21-50	51-100	1-20	21-50	51-100			FIG. NO.	ITEM NO.	
X1		TURNBUCKLE 1004-52 ITEM1 (83113)		EA	1										48	
X1		NUT MS35690-805 (96906)		EA	1										48	
P O	5305-616-3728	SCREW, CAP, HEXAGON SOCKET HEAD; CRADLE TO TUBE MS35457-47 (96906)		EA	4	*	*	*	*	*	*	*	*		48	25
P O	5310-402-9566	WASHER, LOCK; CRADLE TO TUBE MS35338-45 (96906)		EA	4	*	*	*	*	*	*	*	*		48	26
P O	5310-732-0558	NUT, PLAIN HEXAGON; CRADLE MTG MS51967-8 (96906)		EA	12	*	*	*	*	*	*	*	*		48	27
P O	5310-637-9541	WASHER, LOCK; CRADLE MTG MS35338-46 (96906)		EA	12	*	*	*	*	*	*	*	*		48	28
P O	5305-269-3211	SCREW, CAP, HEXAGON SOCKET HEAD; CRADLE MTG MS90725-60 (96906)		EA	12	*	*	*	*	*	*	*	*		48	29
X20		CRADLE ASSEMBLY 1004-51 (83113)		EA	2										48	
P O	5320-889-2632	RIVET MS35743-38 (96906)		EA	4	*	*	*	*	*	*	*	*		48	30
M O		PAD MANUFACTURE FROM:		EA	1										48	31
P O		RUBBER, 19 IN. REQUIRED 1033-103 (83113)		EA		*	*	*	*	*	*	*	*		48	
X1		CRADLE 2059-01 (83113)		EA	1										48	32
X2F		BOX ASSEMBLY, JUNCTION 3001-69 (83113)		EA	1										48	33
P F	5310-934-9751	NUT, PLAIN HEXAGON; STRIP MTG MS35650-302 (96906)		EA	2	*	*	*	*	*	*	*	*		48	34
P F	5310-045-3296	WASHER, LOCK; STRIP MTG MS35338-43 (96906)		EA	2	*	*	*	*	*	*	*	*		48	35
P F	5305-993-1848	SCREW, MACHINE, PANHEAD; STRIP MTG MS35207-265 (96906)		EA	2	*	*	*	*	*	*	*	*		48	36
X2F		STRIP, TERMINAL 1035-25 (83113)		EA	1										48	37
X2F		BOX, JUNCTION 3035-02 (83113)		EA	1										48	38
X1		BRACKET; TERMINAL STRIP 2001-39 (83113)		EA	1										48	
X2F		COVER LD25 (81487)		EA	2										48	39
X2F		PLATE LD2CP (81487)		EA	2										48	40
P2H	3120-444-1478	BEARING 1066-14 (83113)		EA	2	*	*	*	*	*	*	*	*		48	41
X2H		PIPE 1044-12 (83113)		EA	1										48	42
X2H		FRAME ASSEMBLY 4000-81 (83113)		EA	1										48	

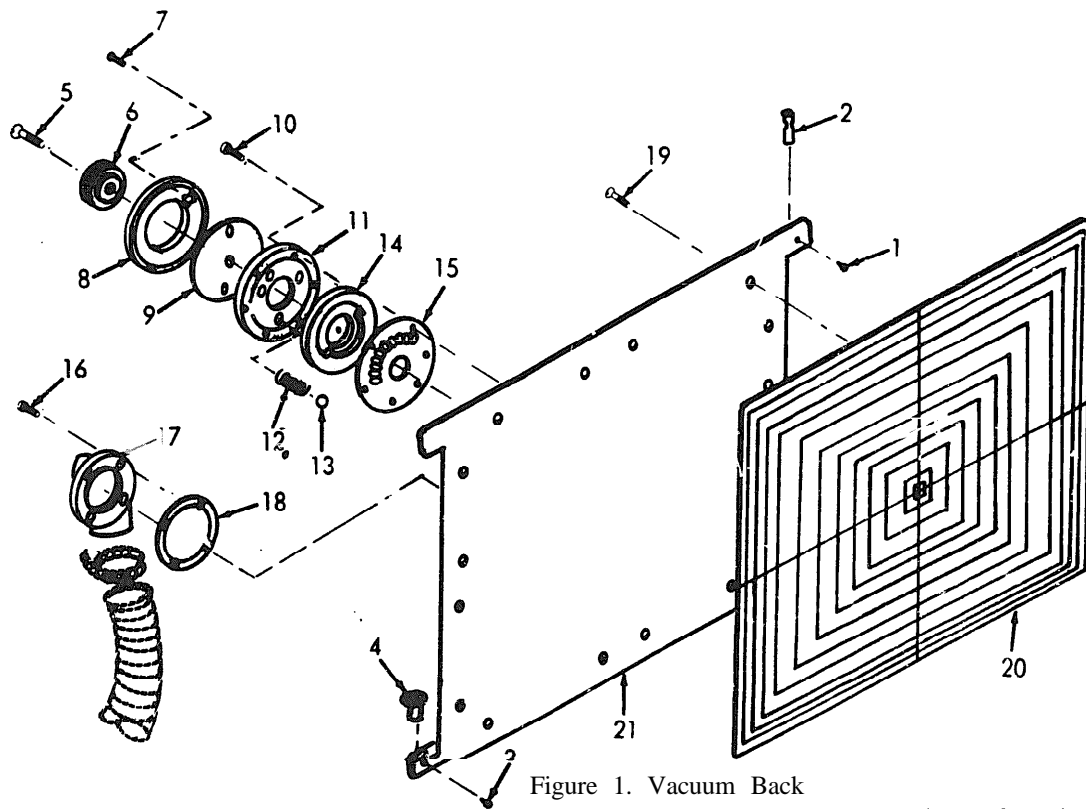
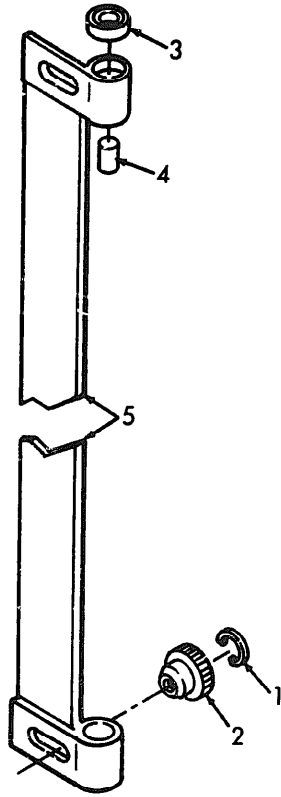


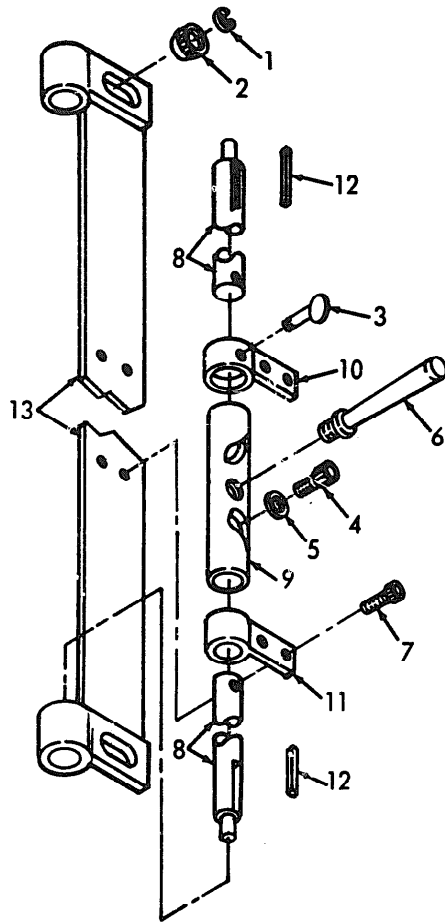
Figure 1. Vacuum Back

ME 3610-220-24P/1



ME 3610-220-24P/2

Figure 2. Hinge, Back



ME 3610-220-24P/3

Figure 3. Lock, Back

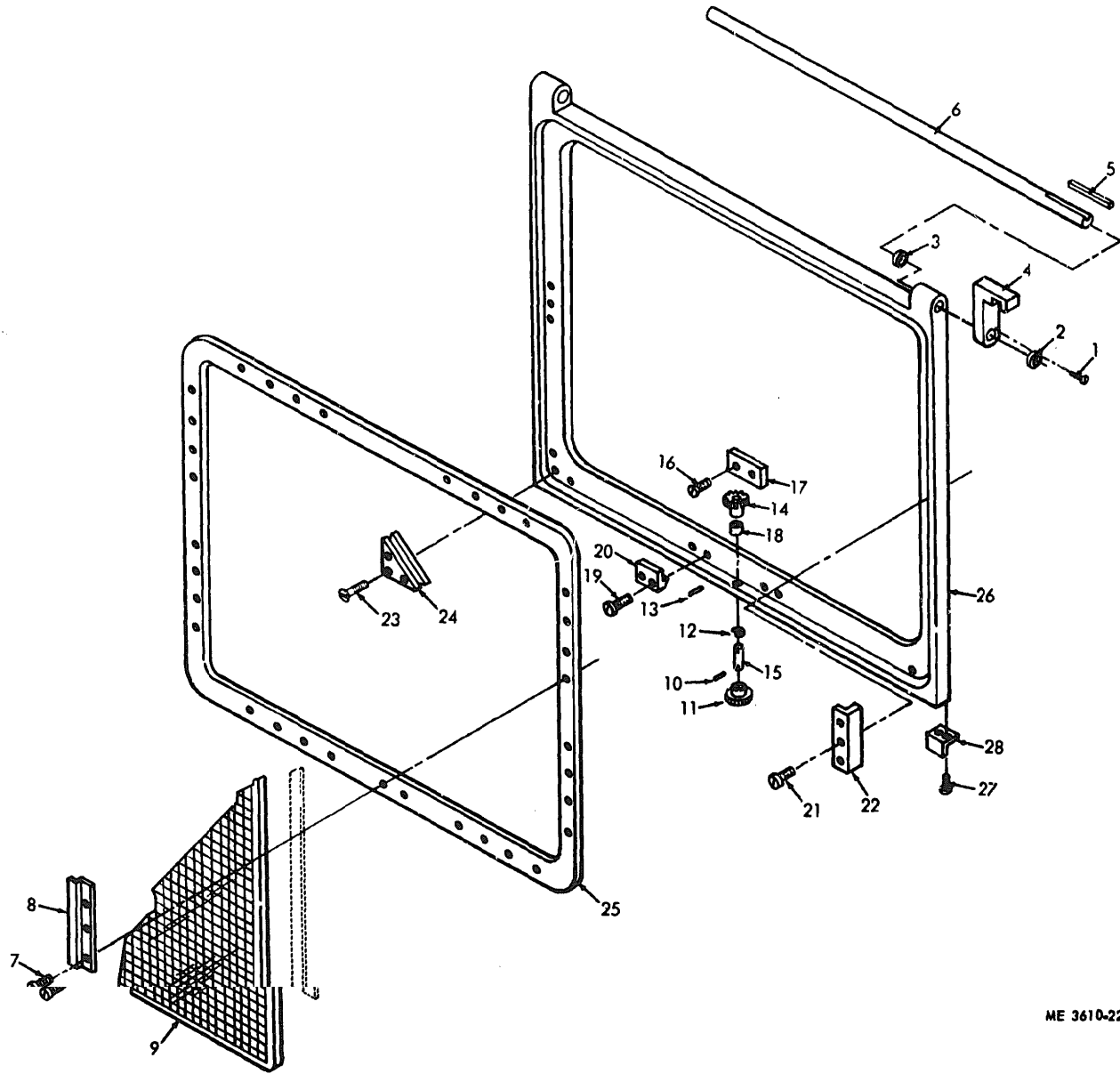


Figure 4. Focusing Glass Frame

ME 3610-220-24P/4

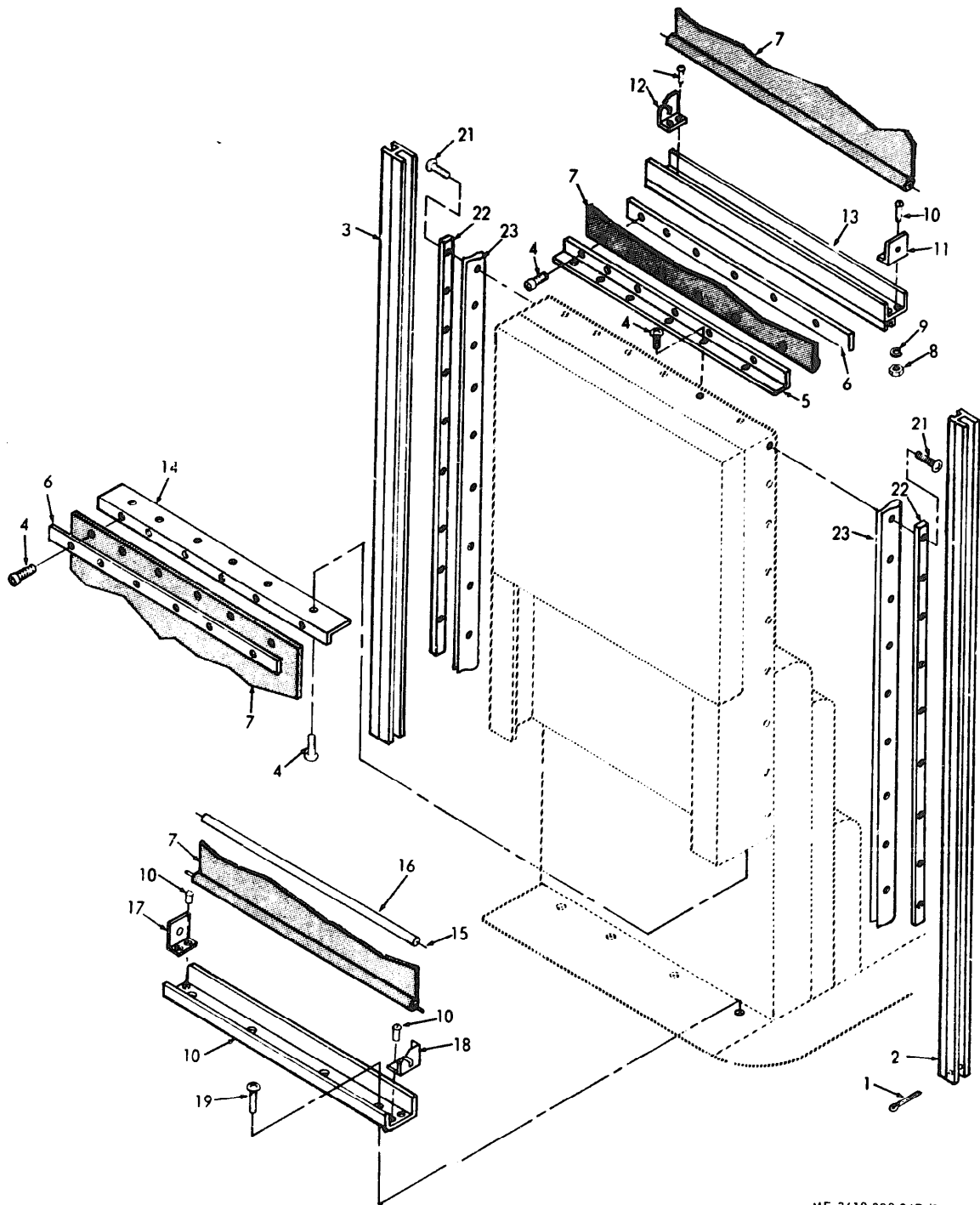


Figure 5. Dark Room Frame

ME 3610-220-24P '5

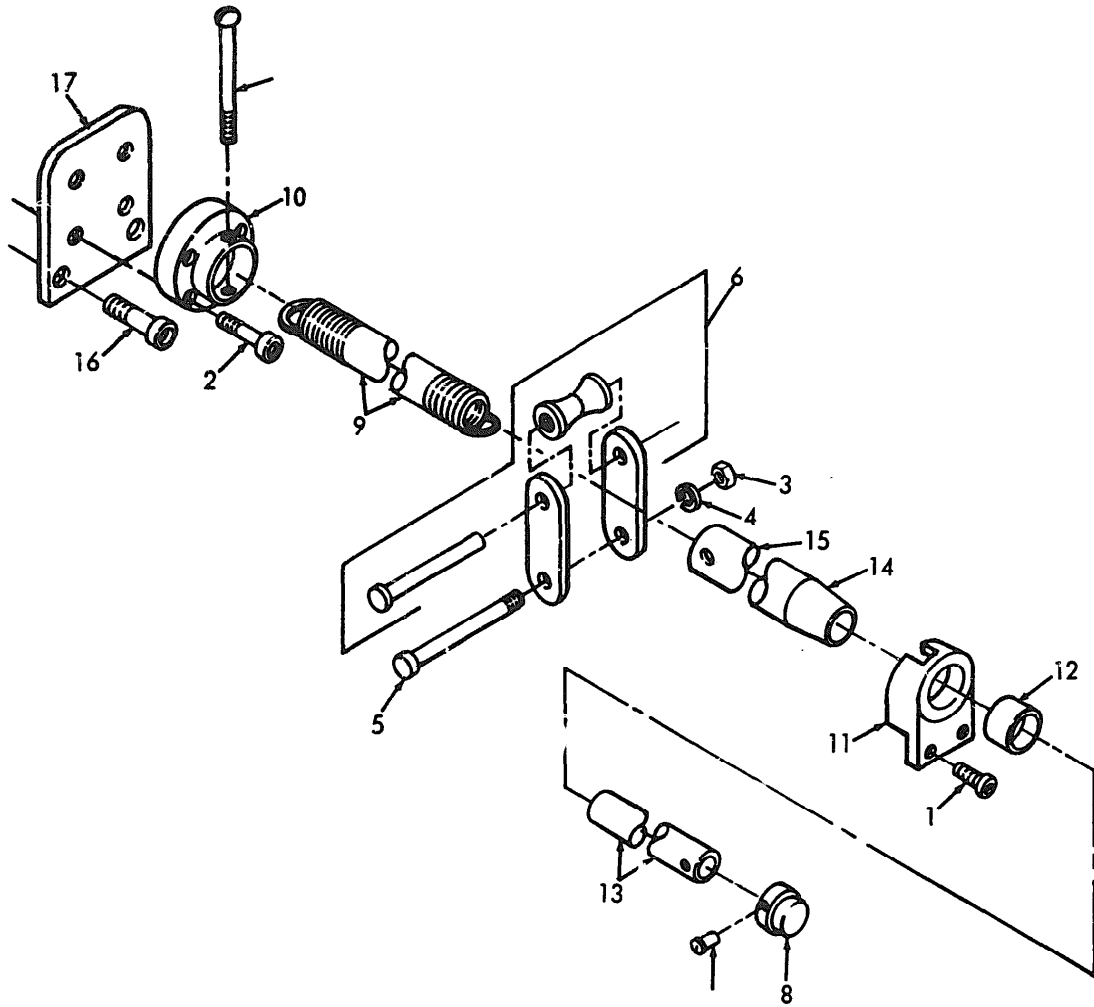


Figure 6. Rod

ME 3610-220-24P/6

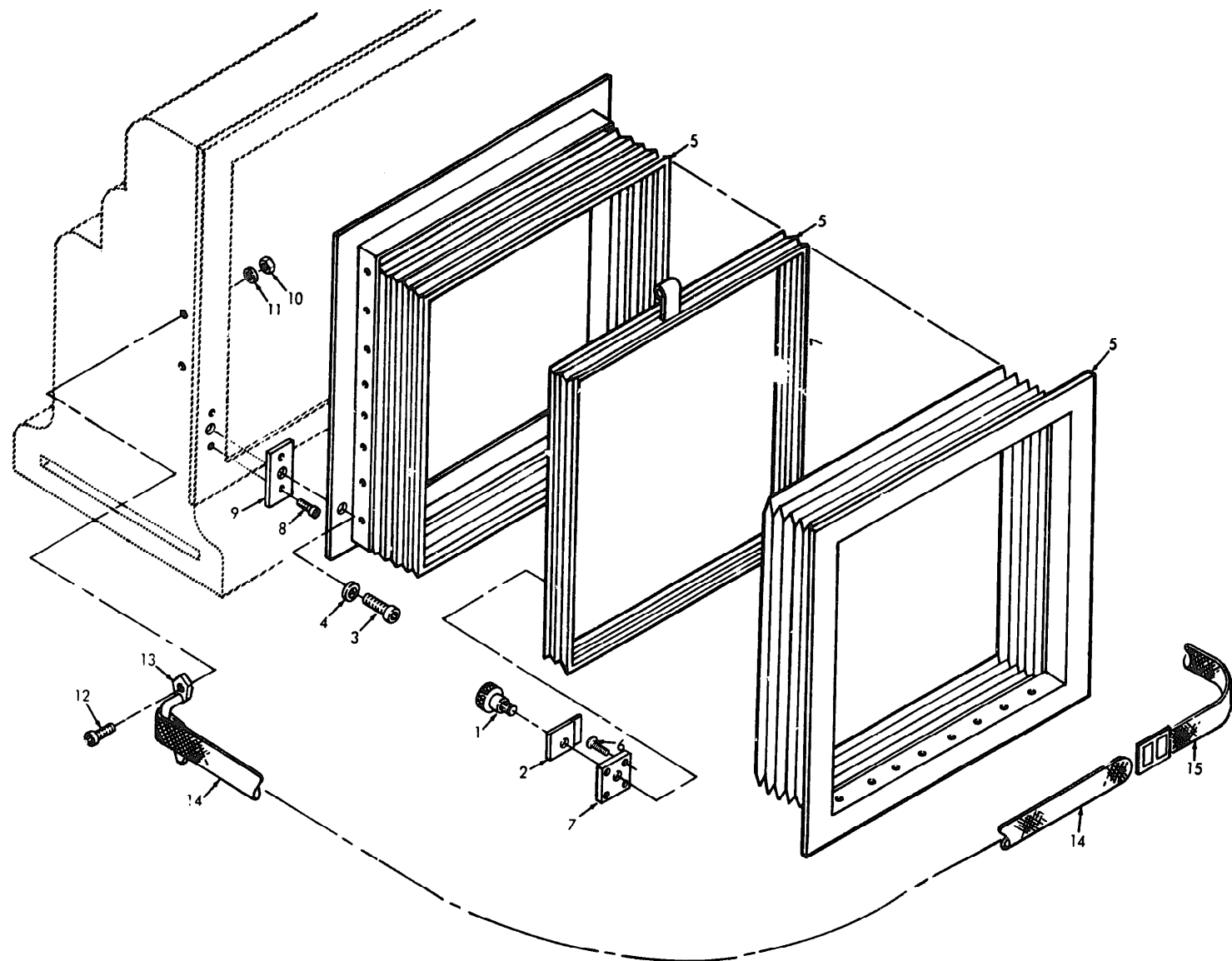


Figure 7. Bellows

ME 3610-220-24P/7



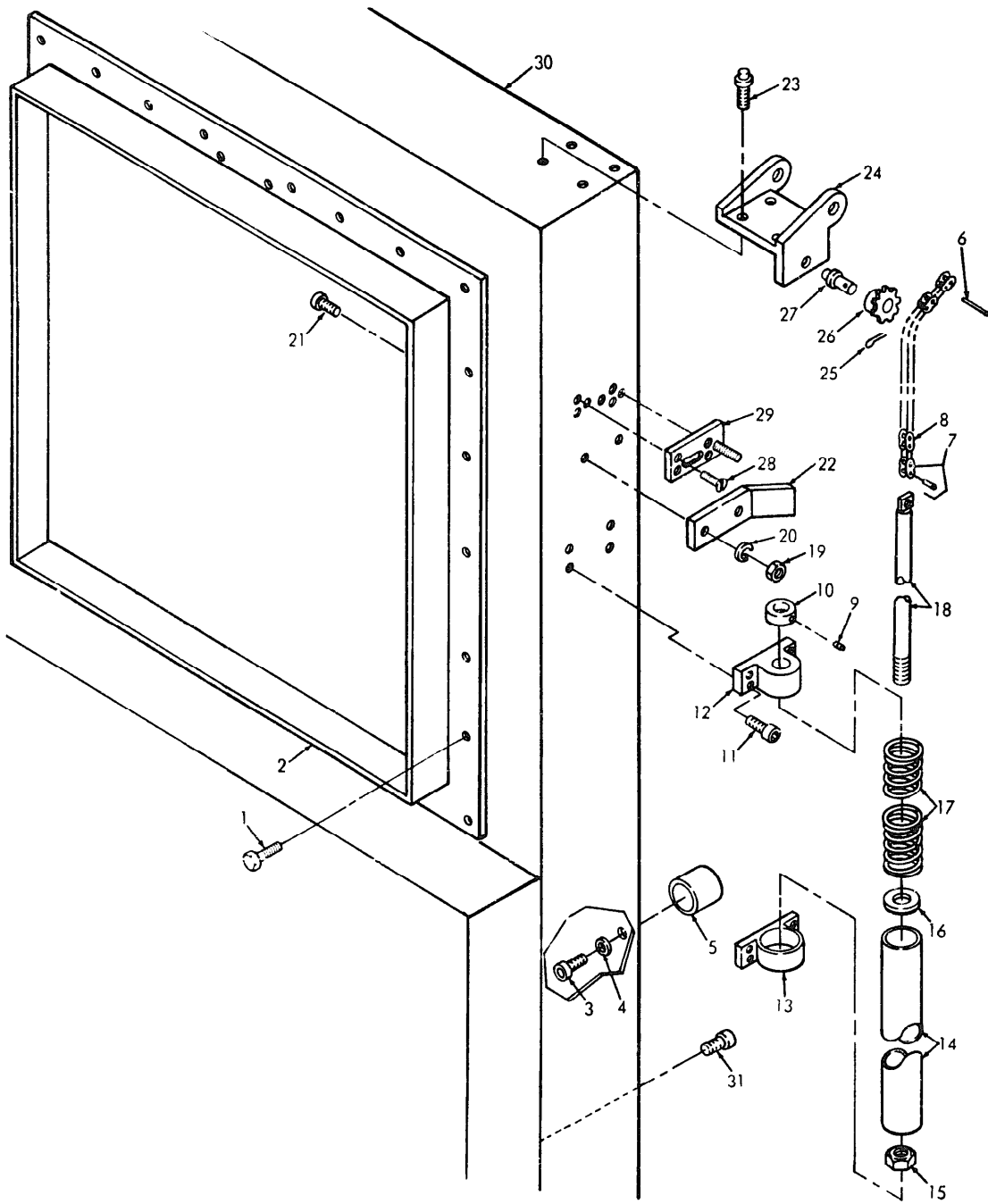
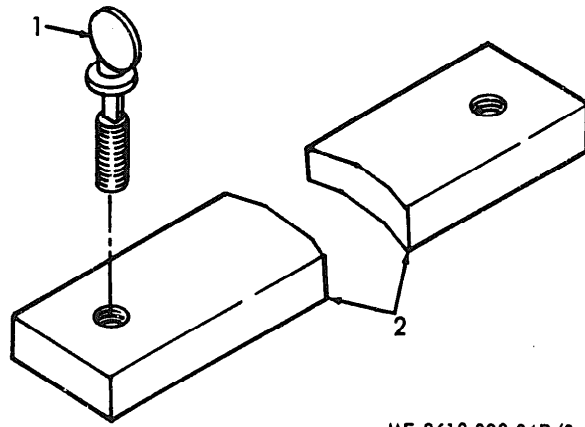


Figure 8. Counter Balance

ME 3610-220-24P/8



ME 3610-220-24P/9

Figure 9. Tie Bar

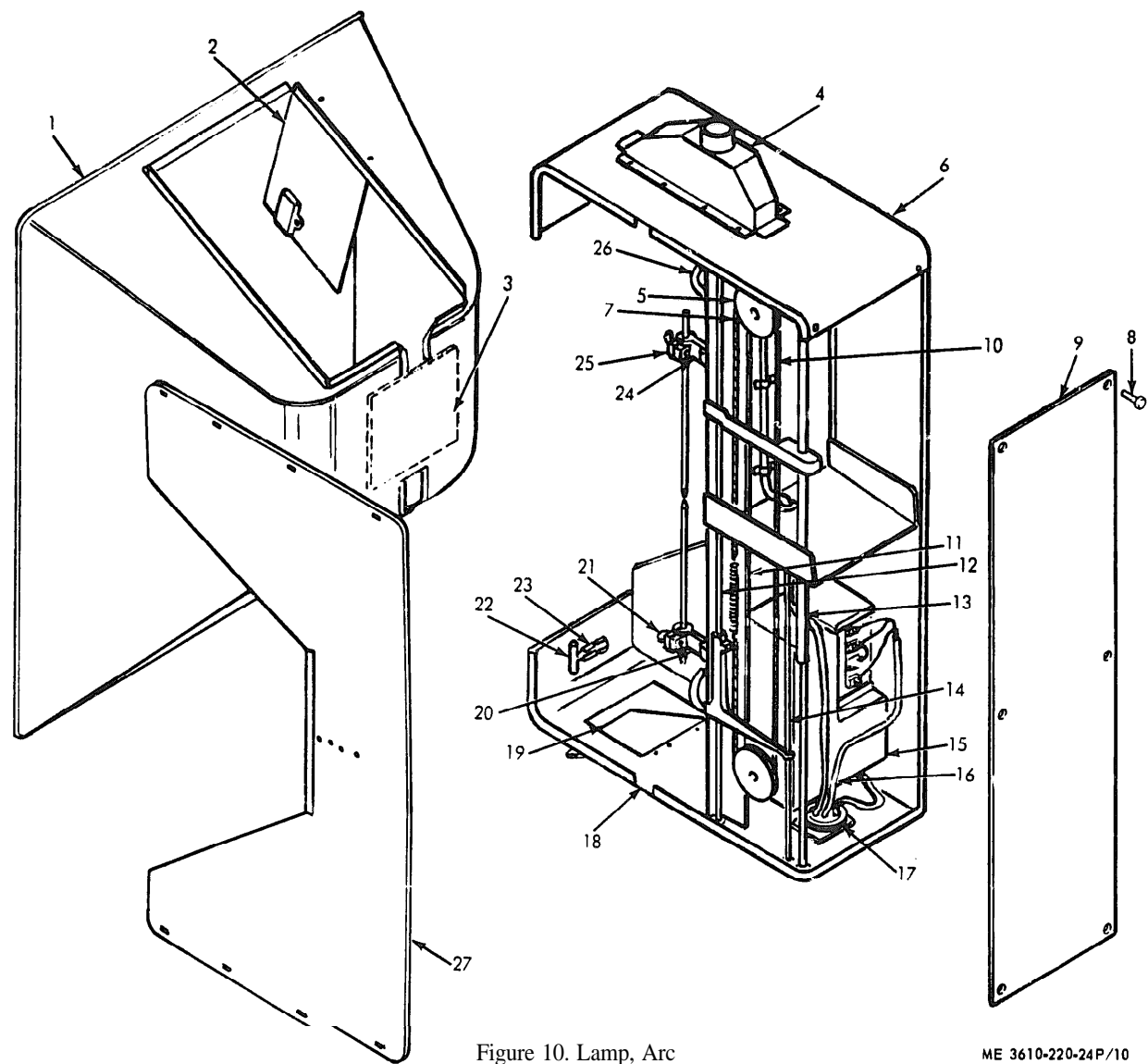
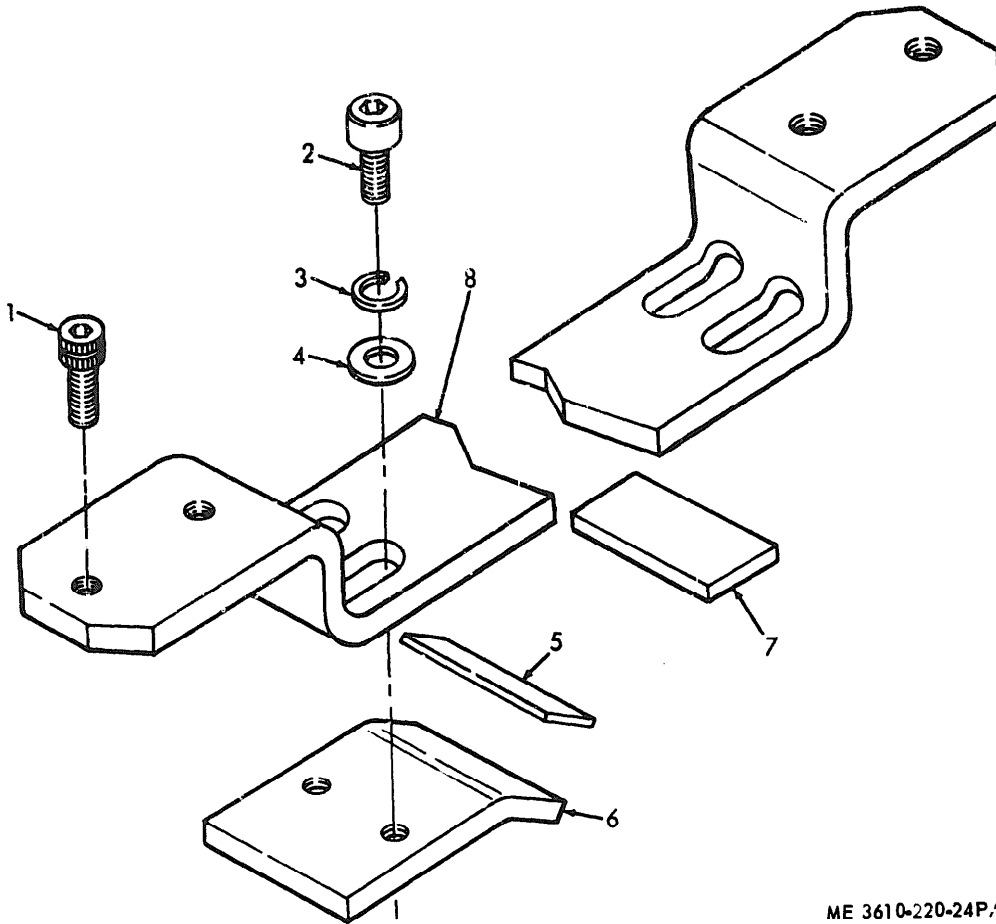


Figure 10. Lamp, Arc

ME 3610-220-24P/10



ME 3610-220-24P/11

Figure 11. Tie Bar

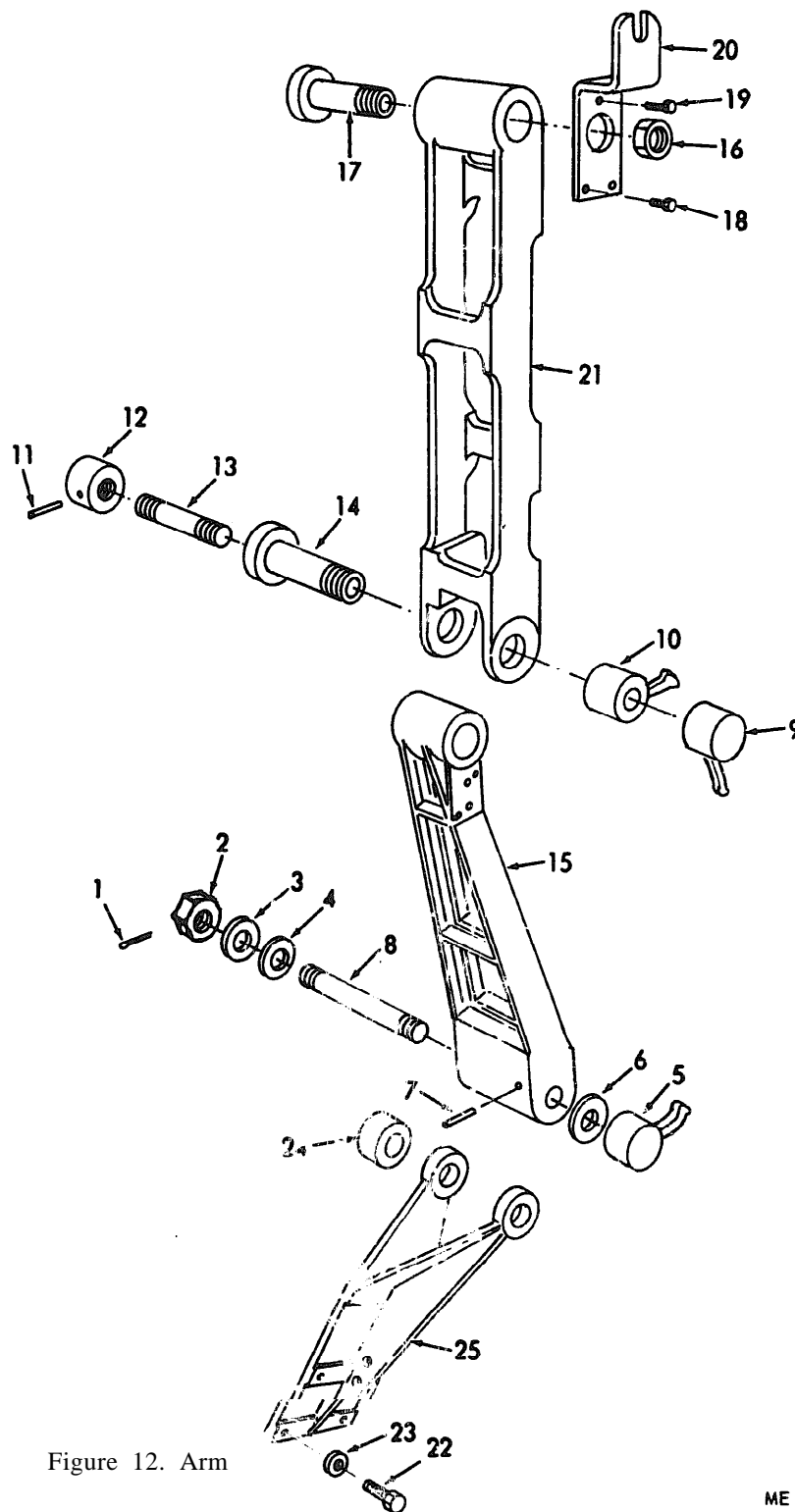


Figure 12. Arm

ME 3610-22(1)-24P/12

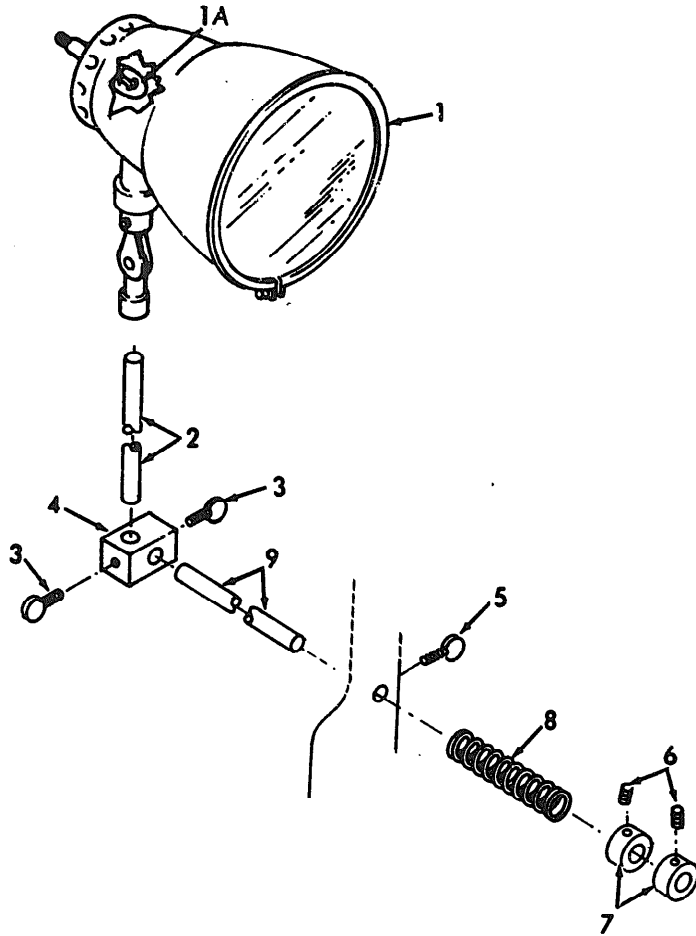
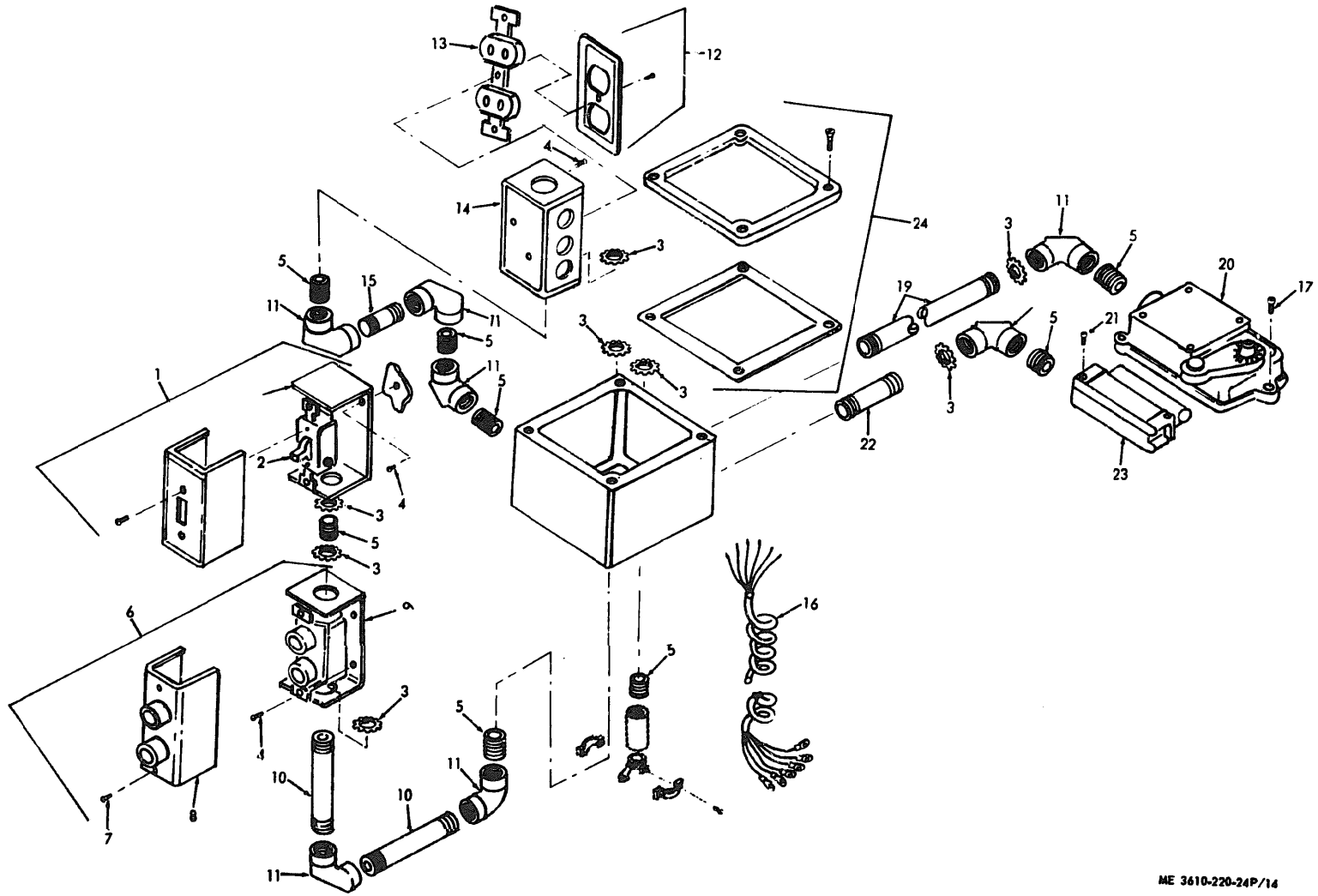

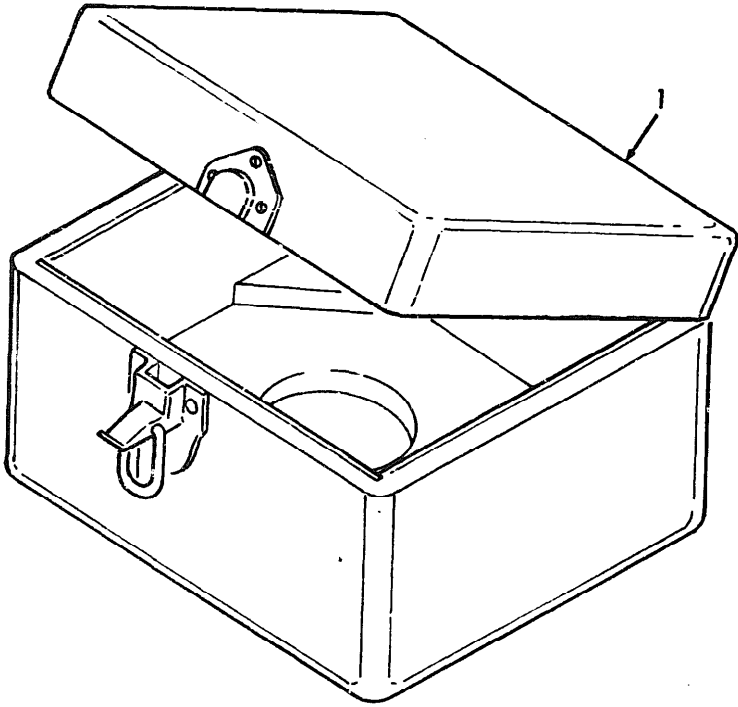


Figure 13. Lamp Flash

ME 3610-220-24P/13

Figure 14. Switches

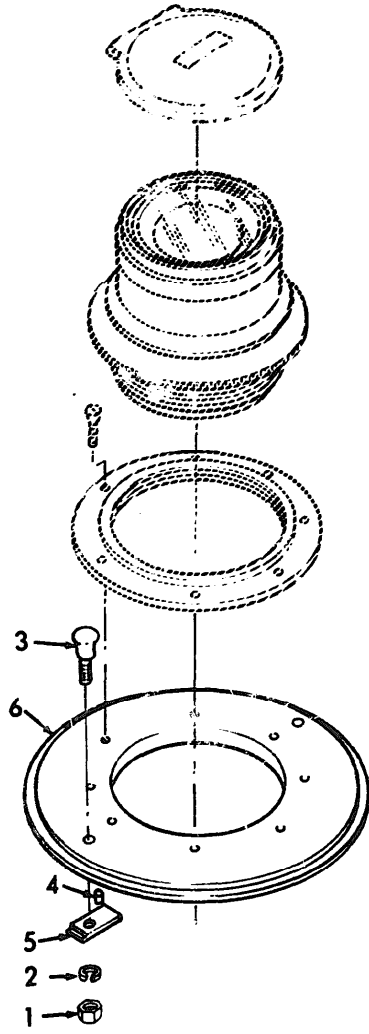




ME 3610-220-24P/15

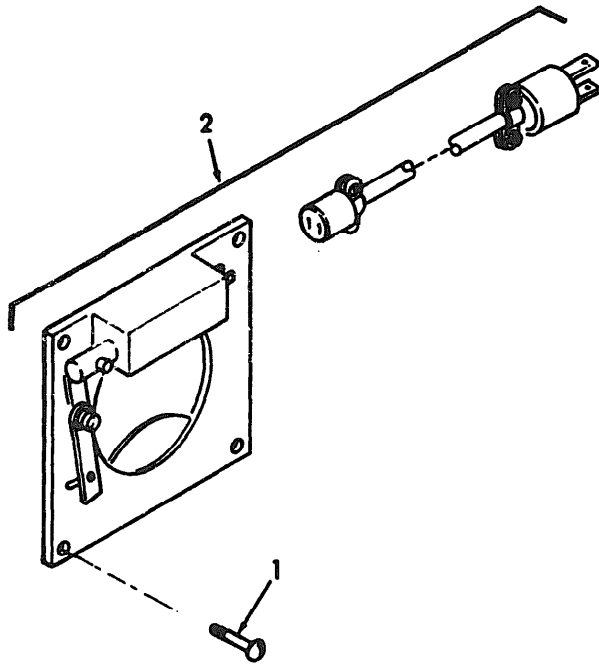
Figure 15. Lens





ME 3610-220-24P/16

Figure 16. Lens Plate



ME 3610-220-24P/17

Figure 17. Shutter

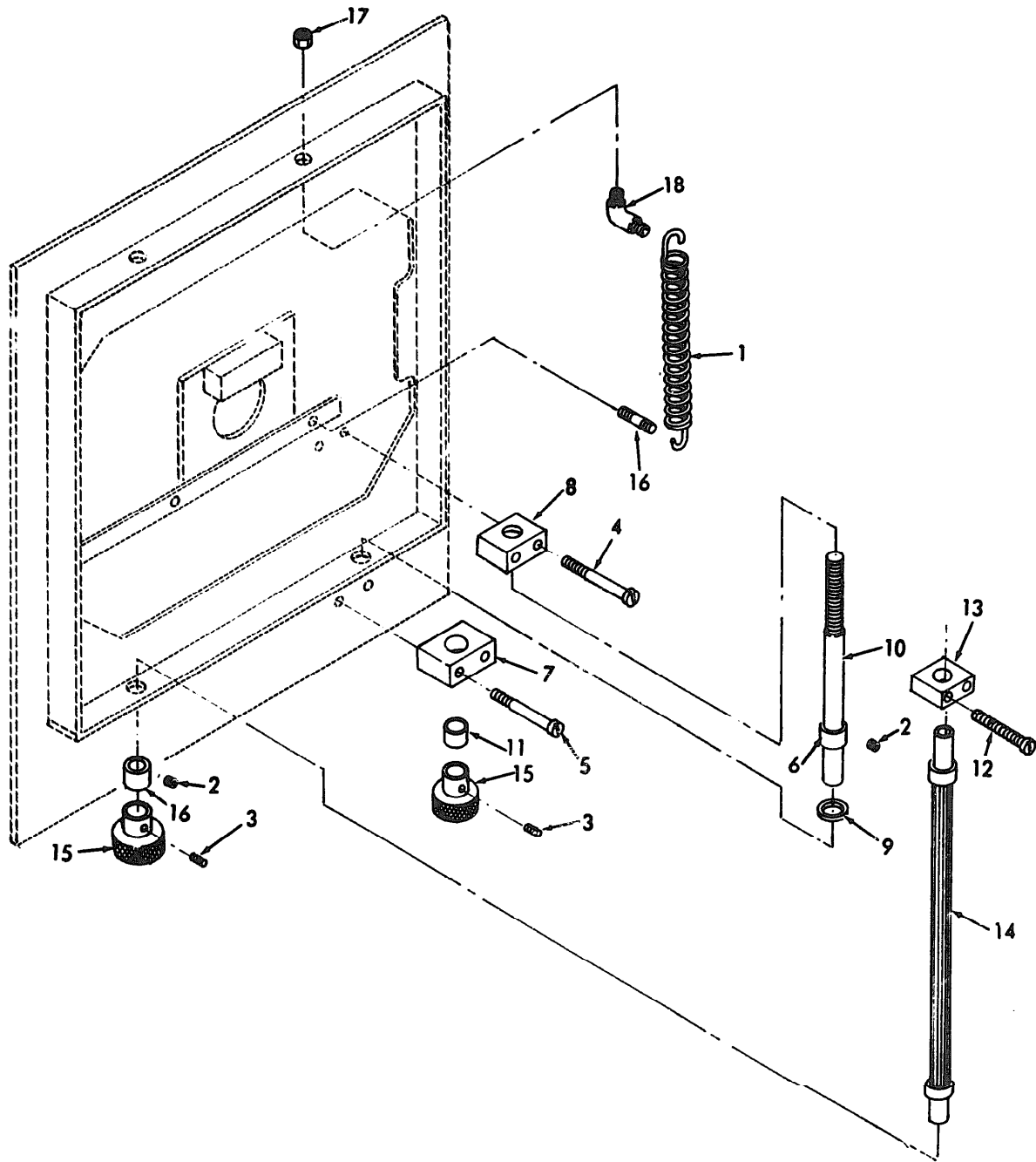
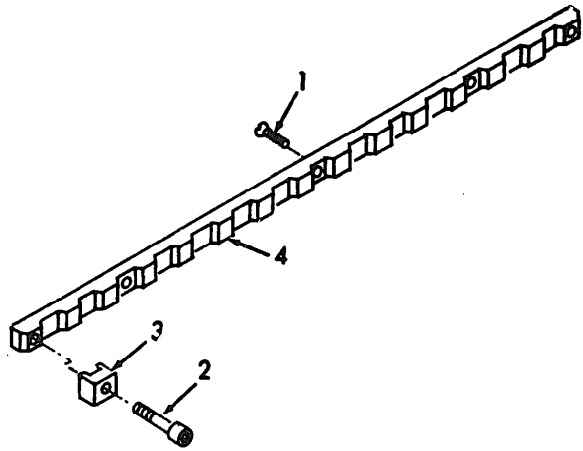


Figure 18. Drive Mechanism

ME 3610-220-24P/18



ME 3610-220-24P/19

Figure 19. Rack

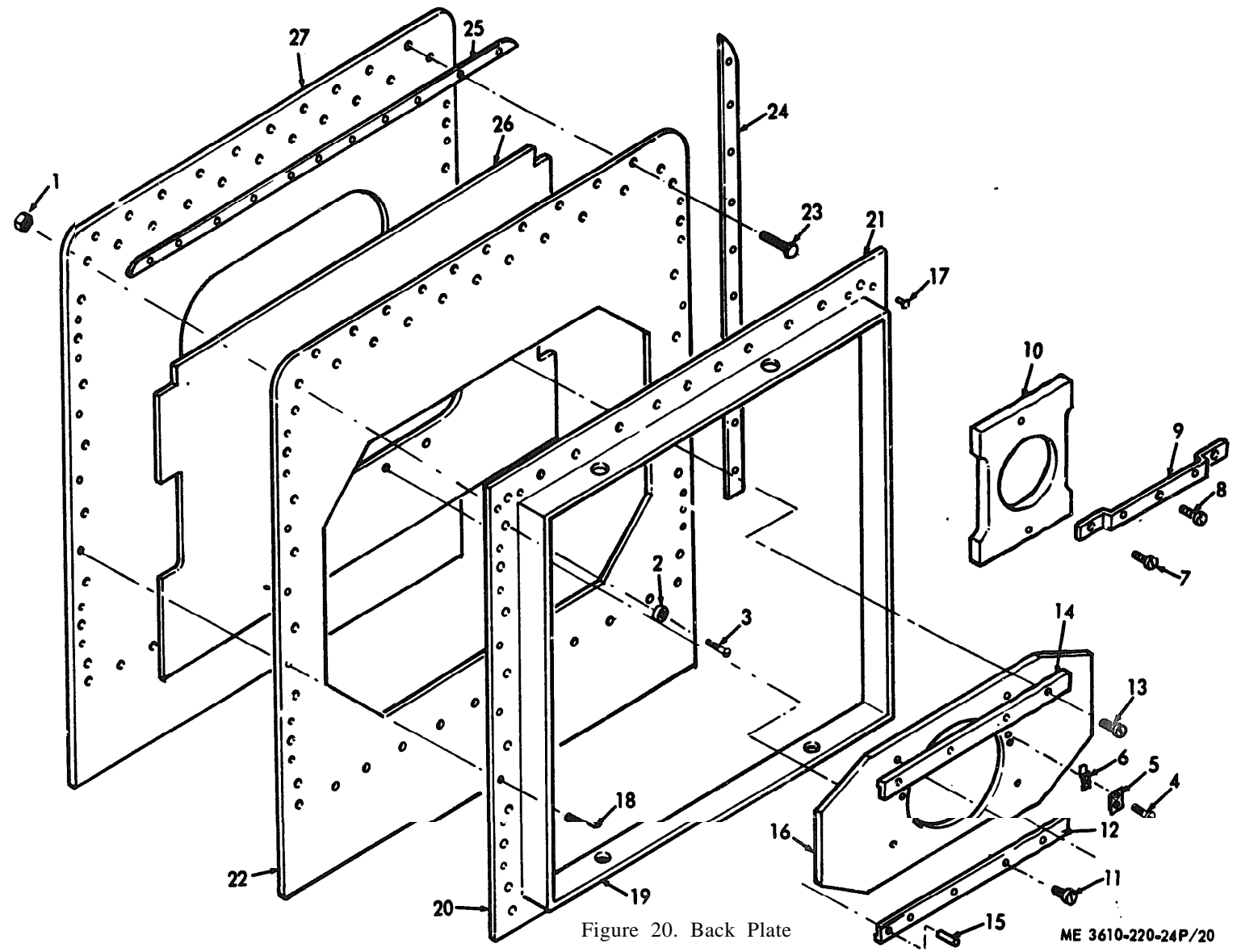


Figure 20. Back Plate

ME 3610-220-24P/20

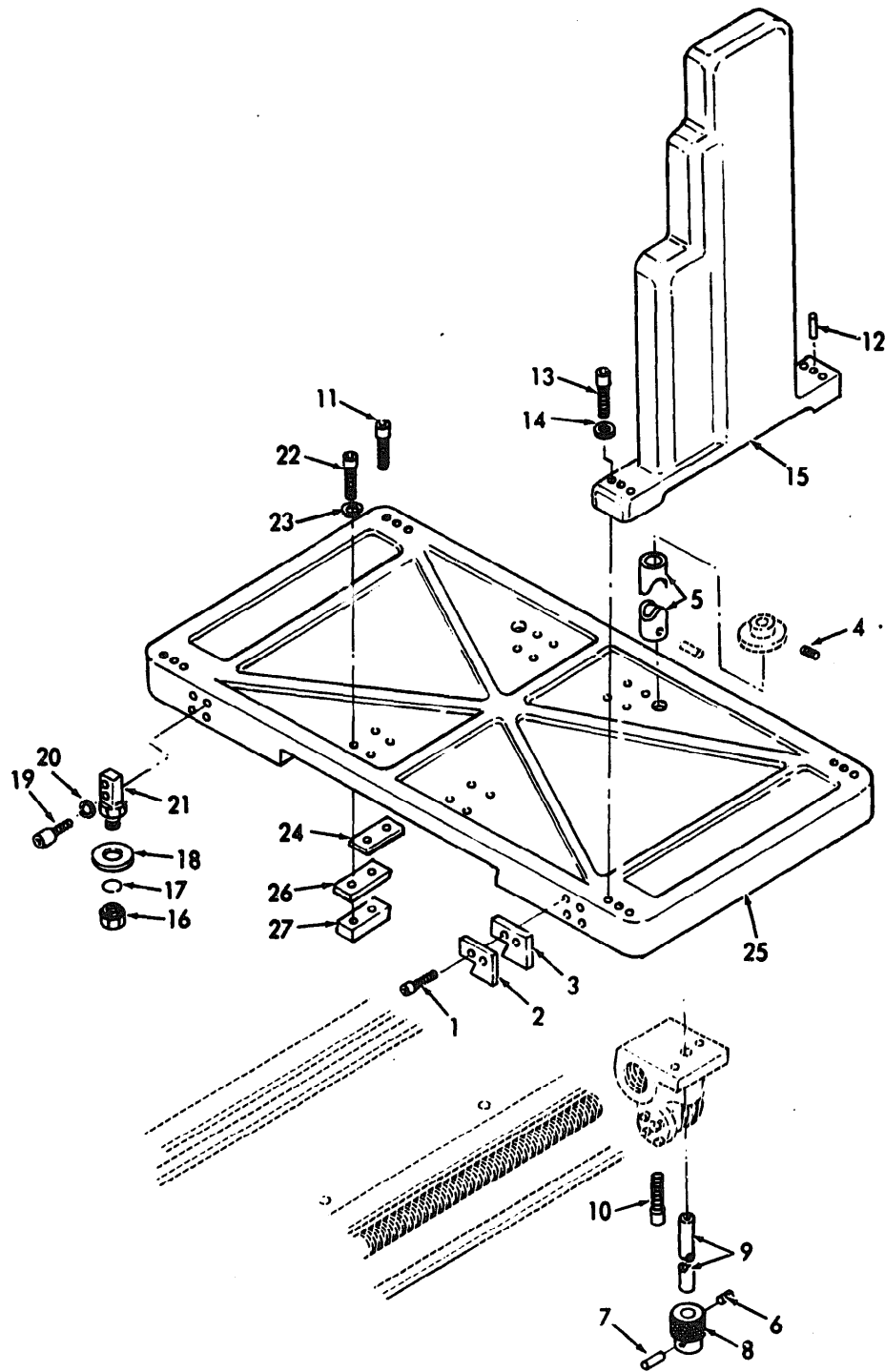
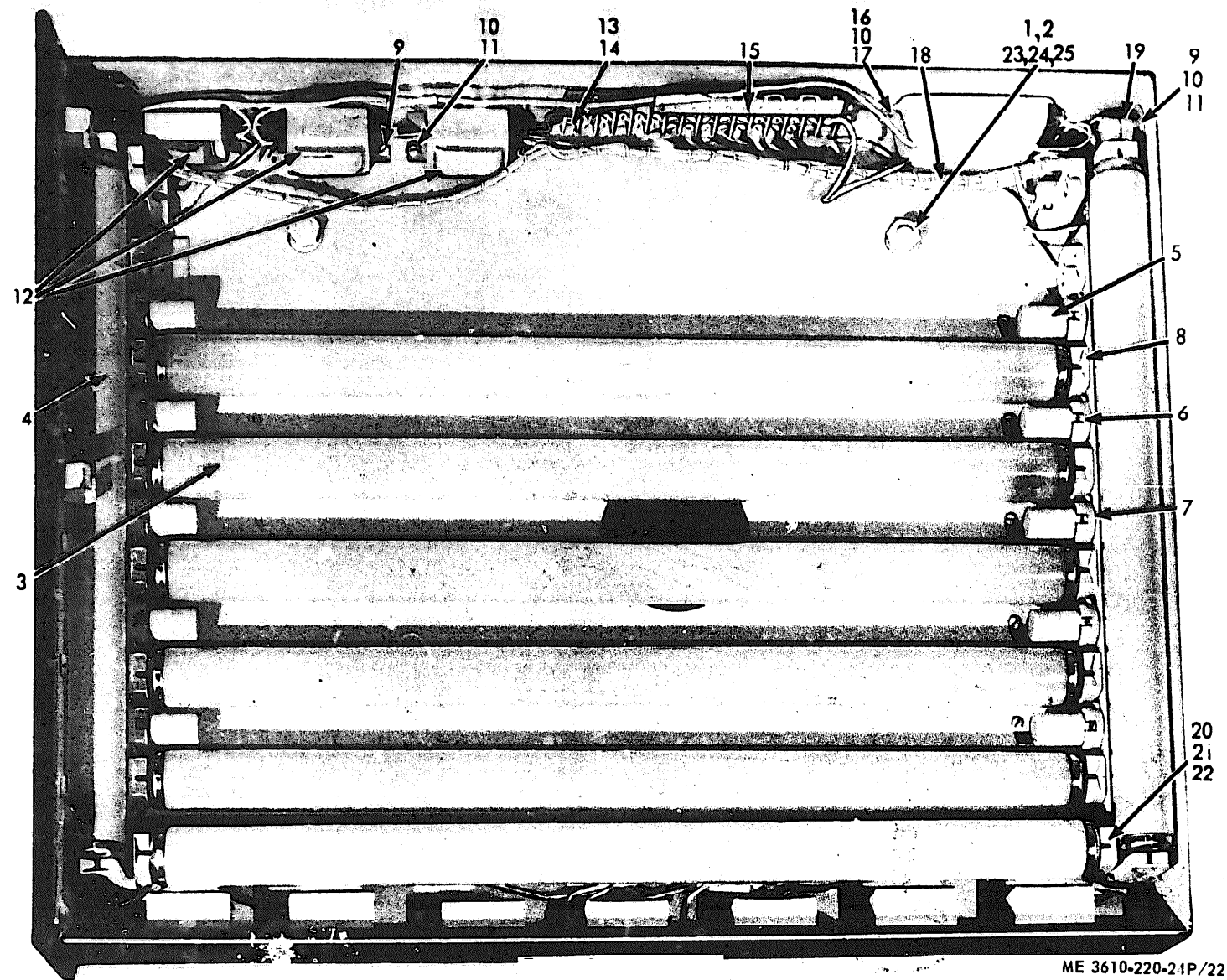


Figure 21. Carriage

ME 3610-220-24P/21



ME 3610-220-24P/22

Figure 22. Light Box

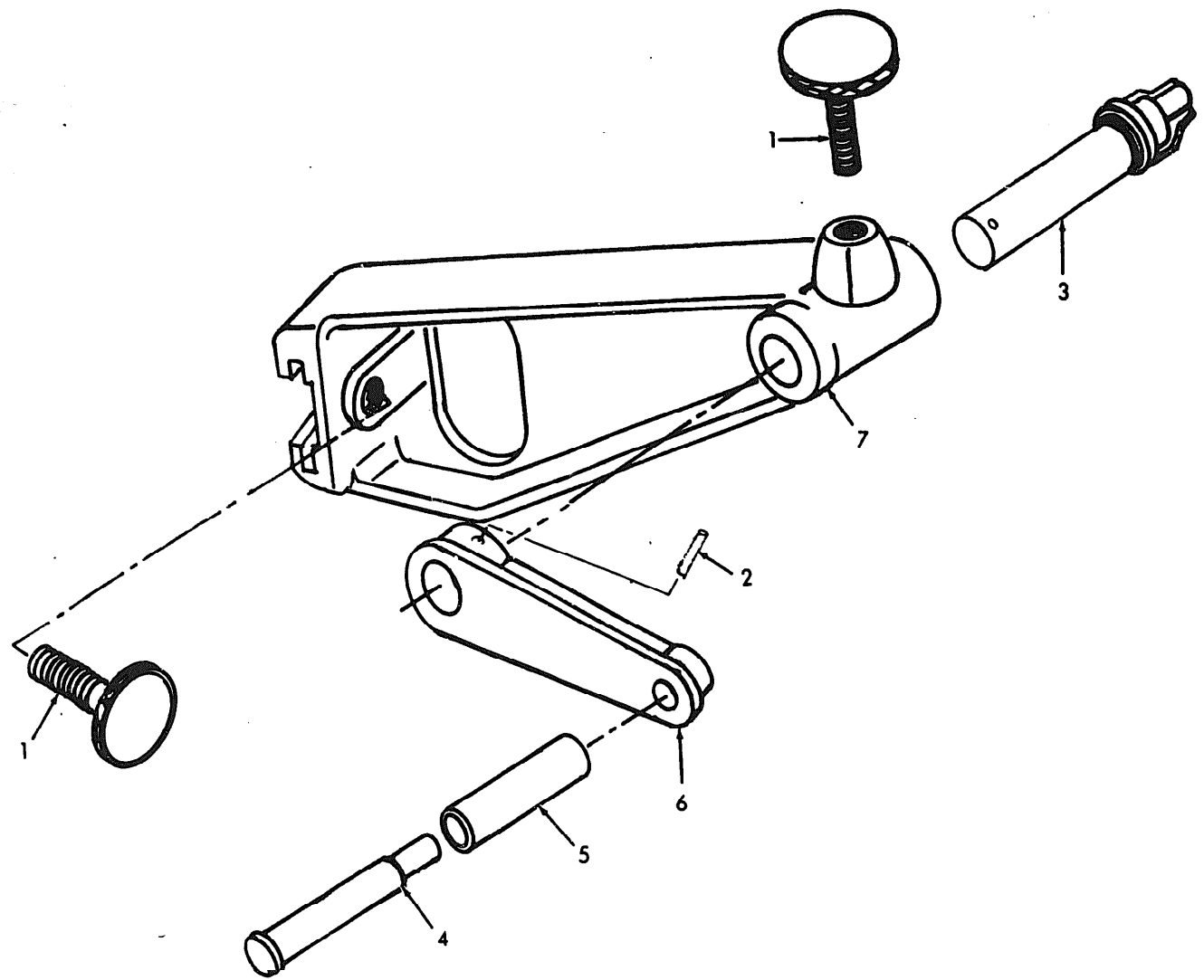
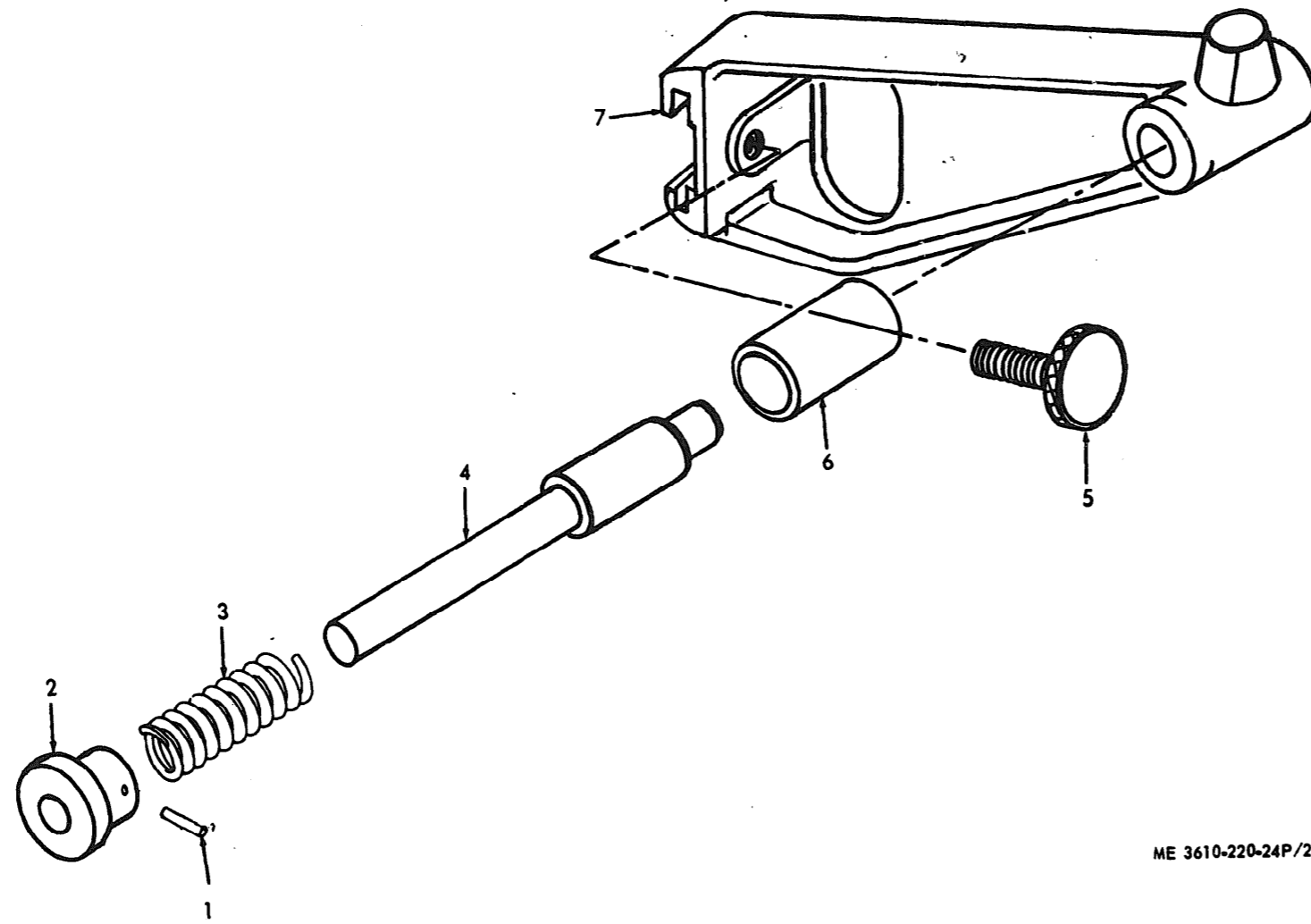


Figure 23. Film Bracket

ME 3610-220-24P/23





ME 3610-220-24P/24

Figure 24. Film Bracket

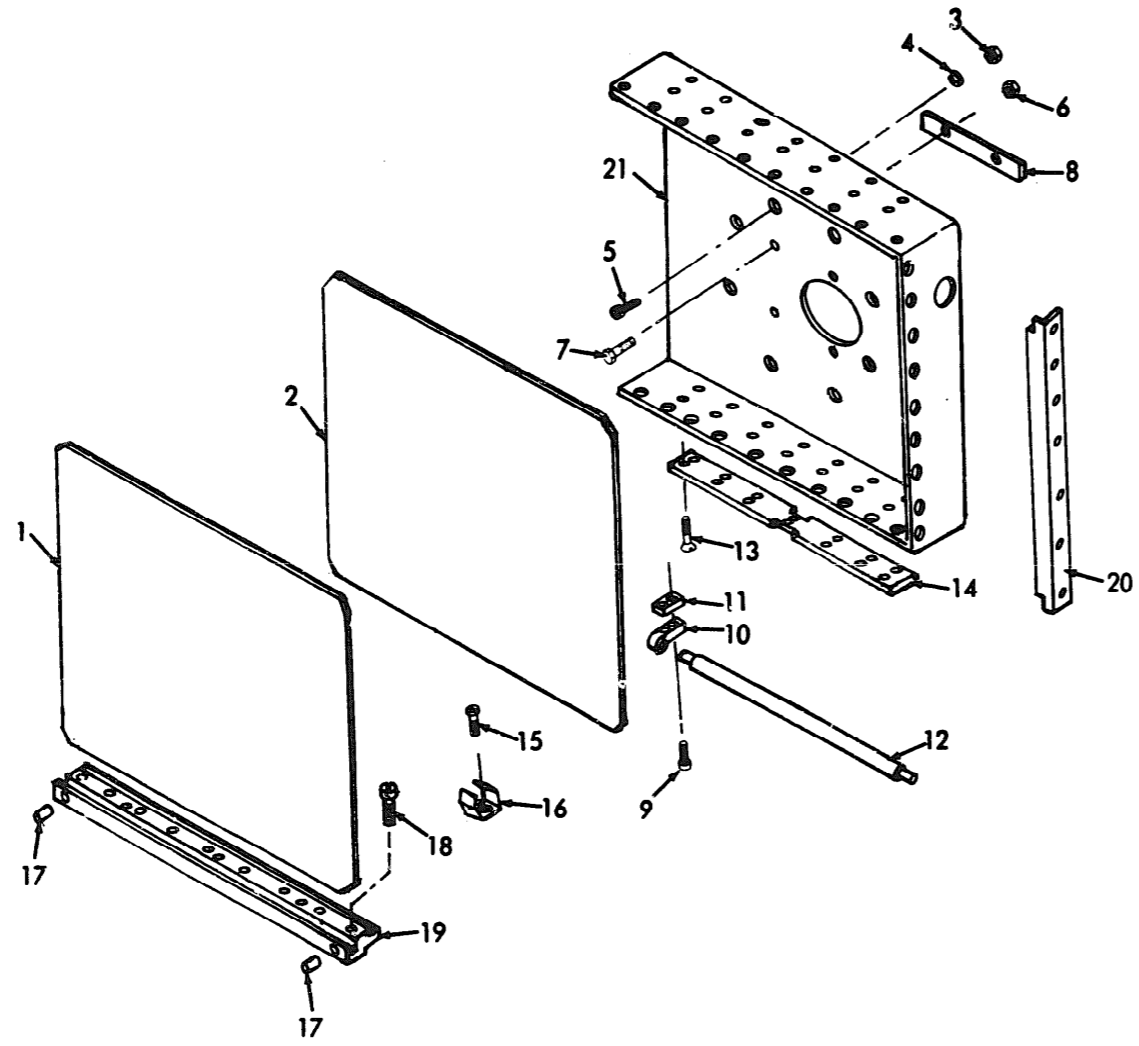


Figure 25. Positive Holder

ME 3610-220-24P/25

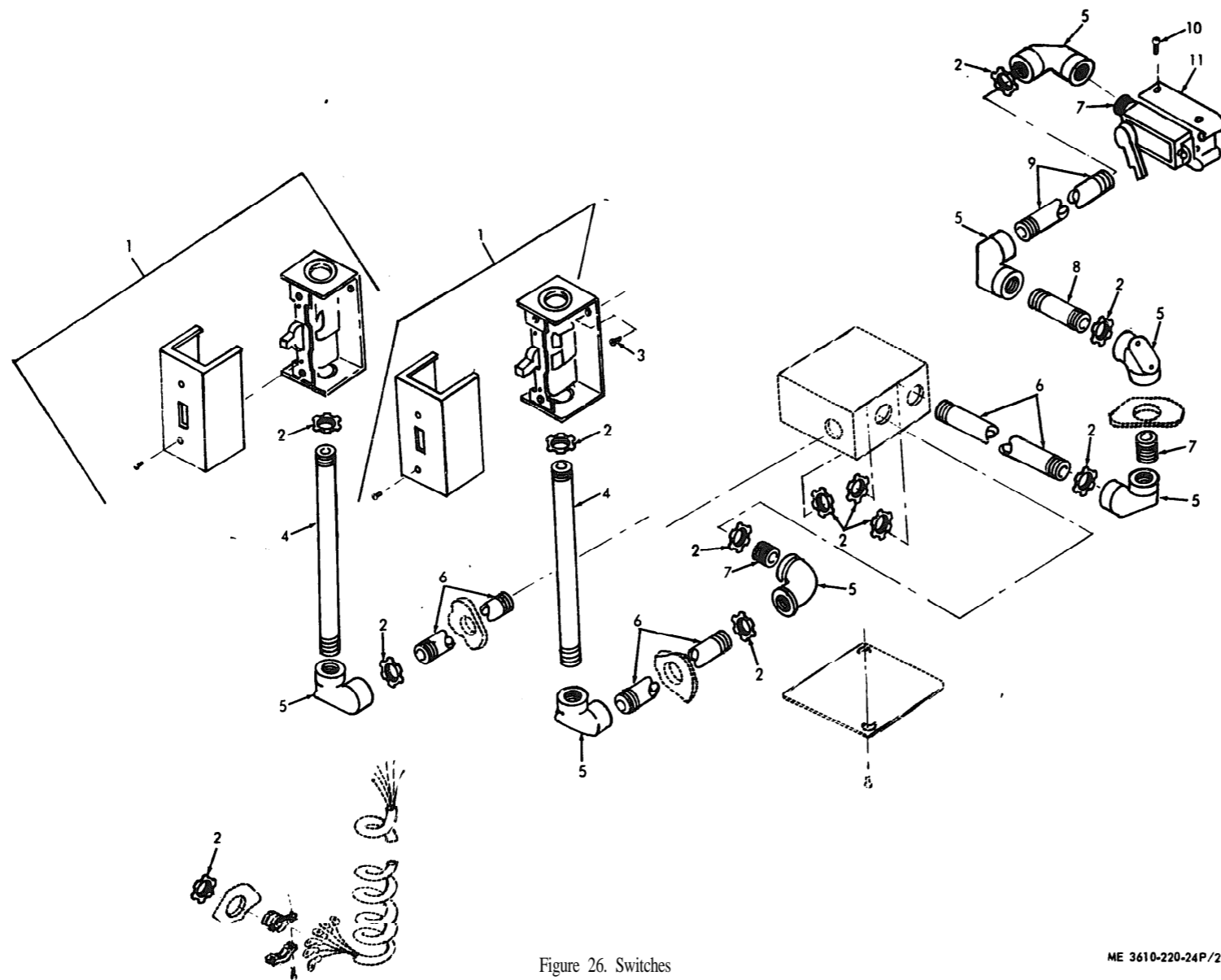
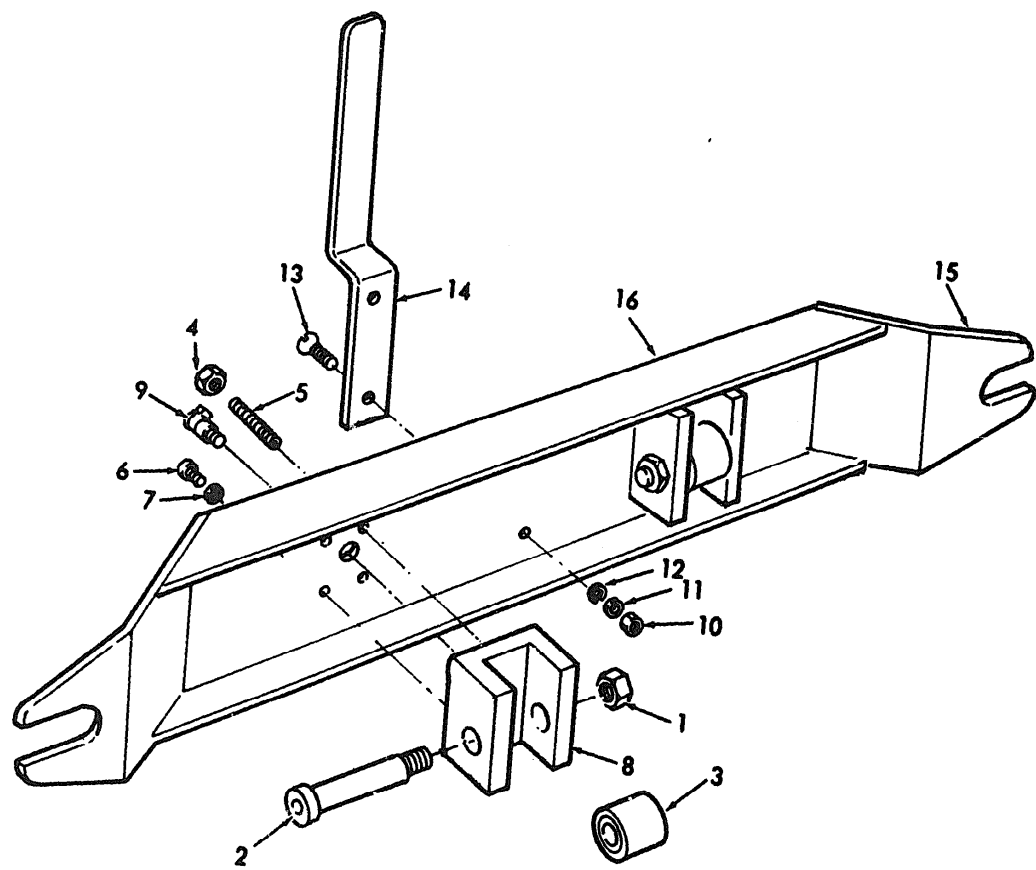


Figure 26. Switches

ME 3610-220-24P/26



ME 3610-220-24P/27

Figure 27. Cross Brace

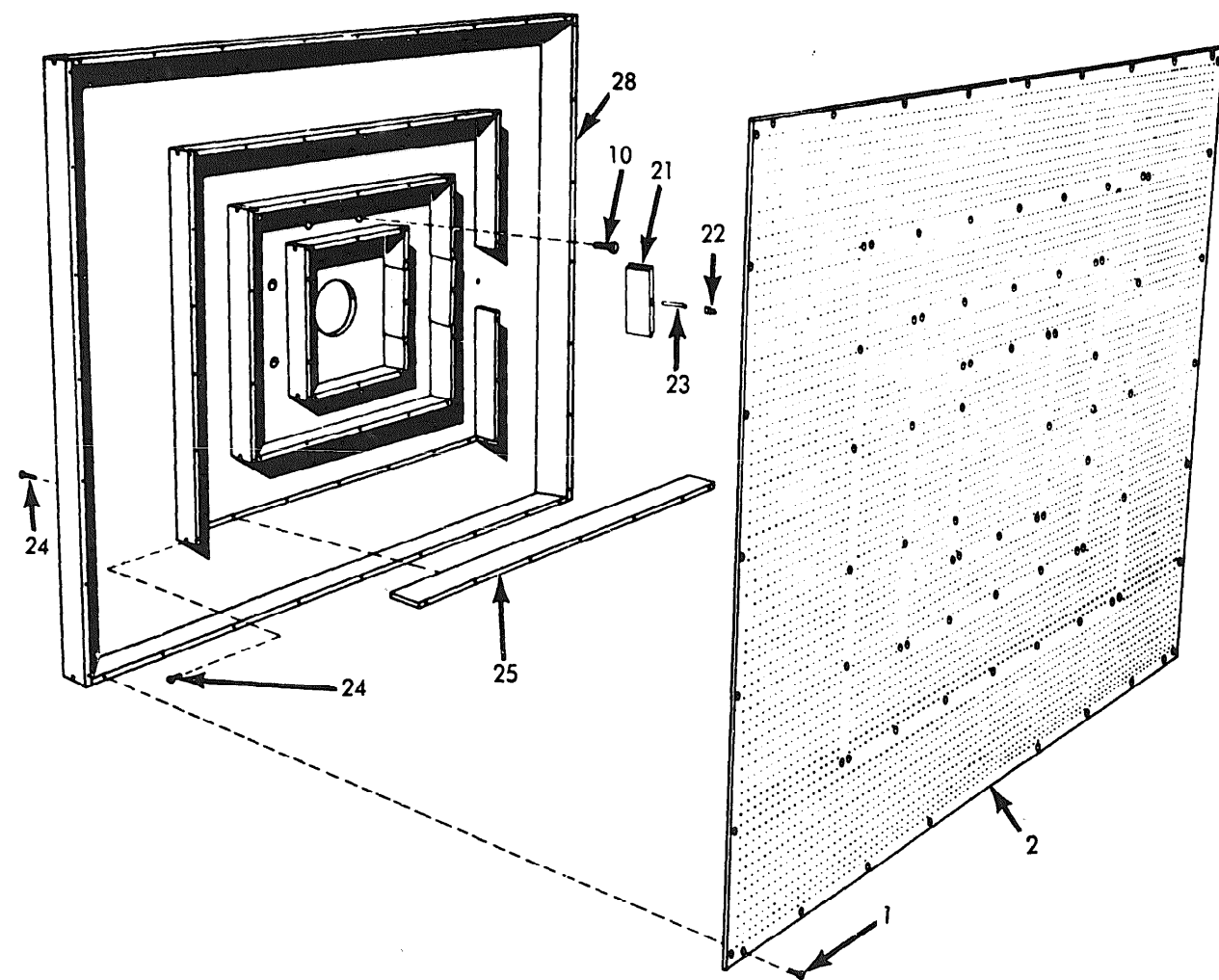


Figure 28. Copyboard Box (Sheet 1 of 2)

ME 3610-220-24P/28①

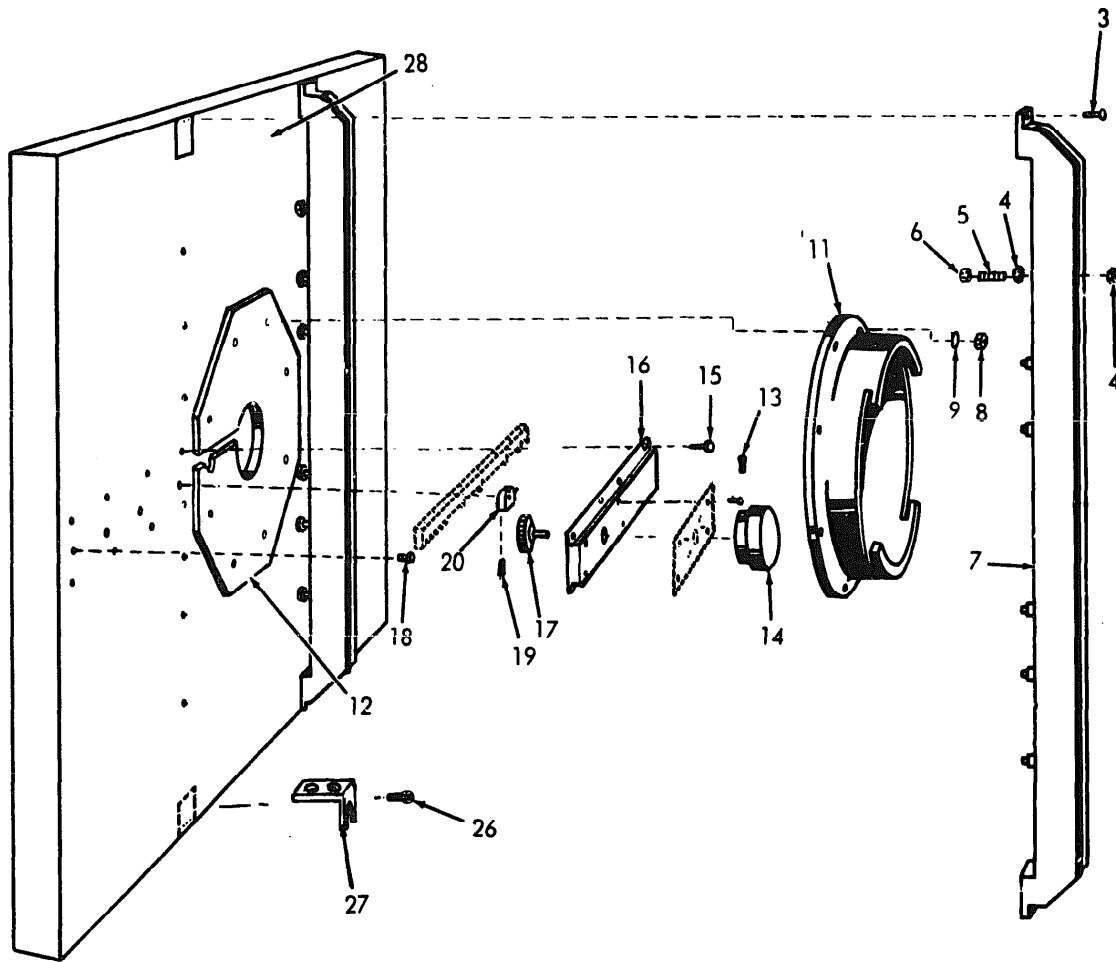


Figure 28. Copyboard Box (Sheet 2 of 2)

ME 3610-220-24P/28 ②

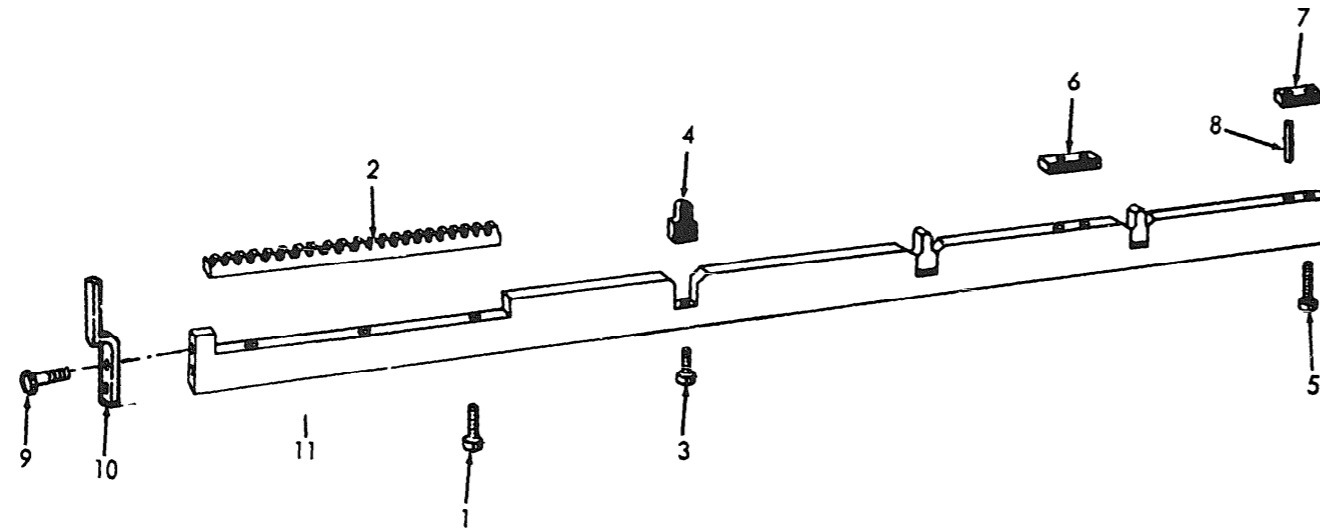
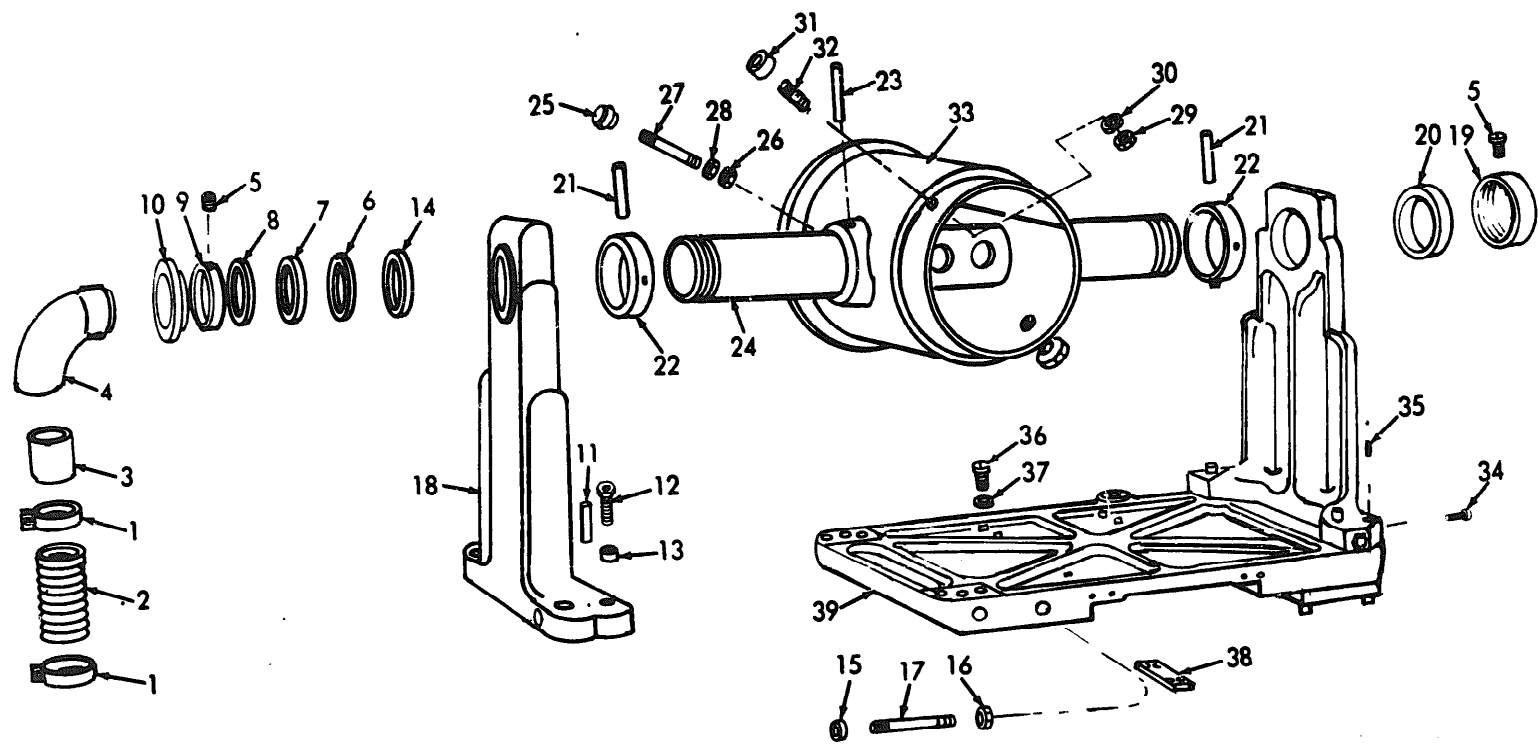


Figure 29. Operating Rod

ME 3610-220-24P/29



ME 3610-220-24P/30

Figure 30. Carriage



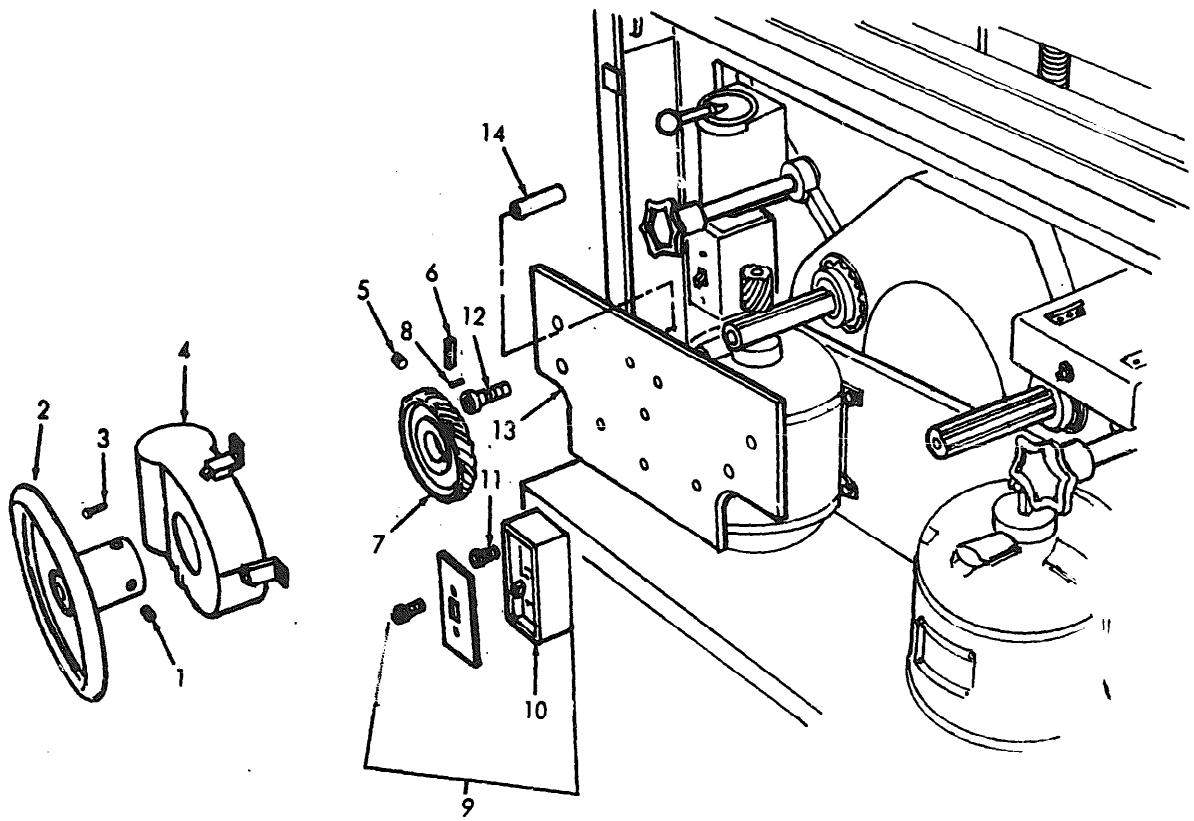
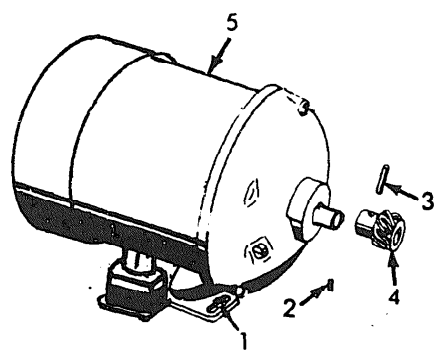


Figure 31. Drive Mechanisms

ME 3610-220-24P/31



ME 3610-220-24P/32

Figure 32. Drive Motor

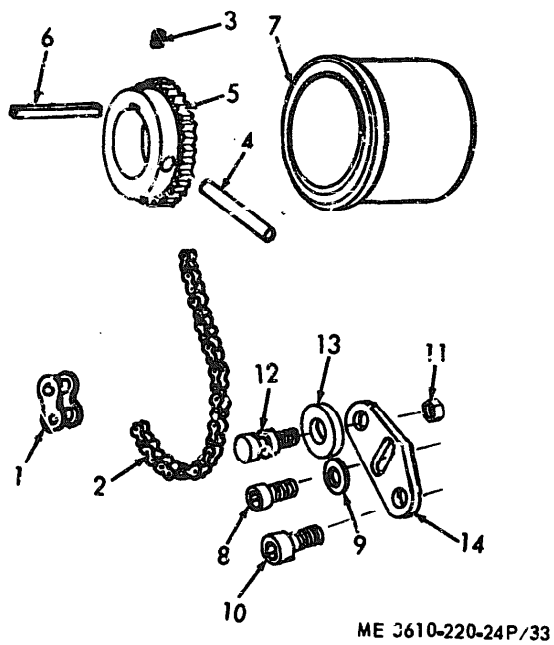


Figure 33. Drive Mechanisms

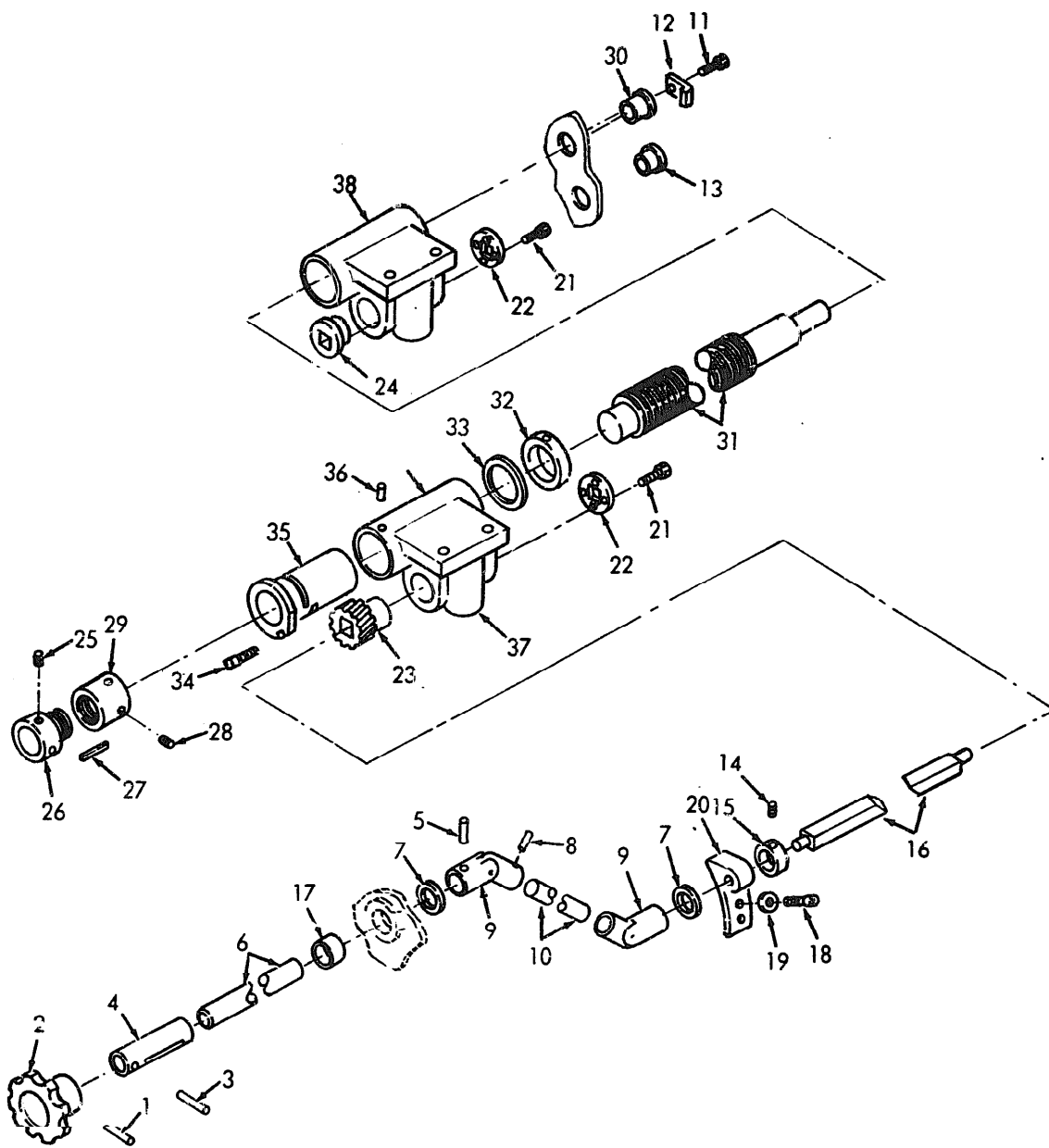
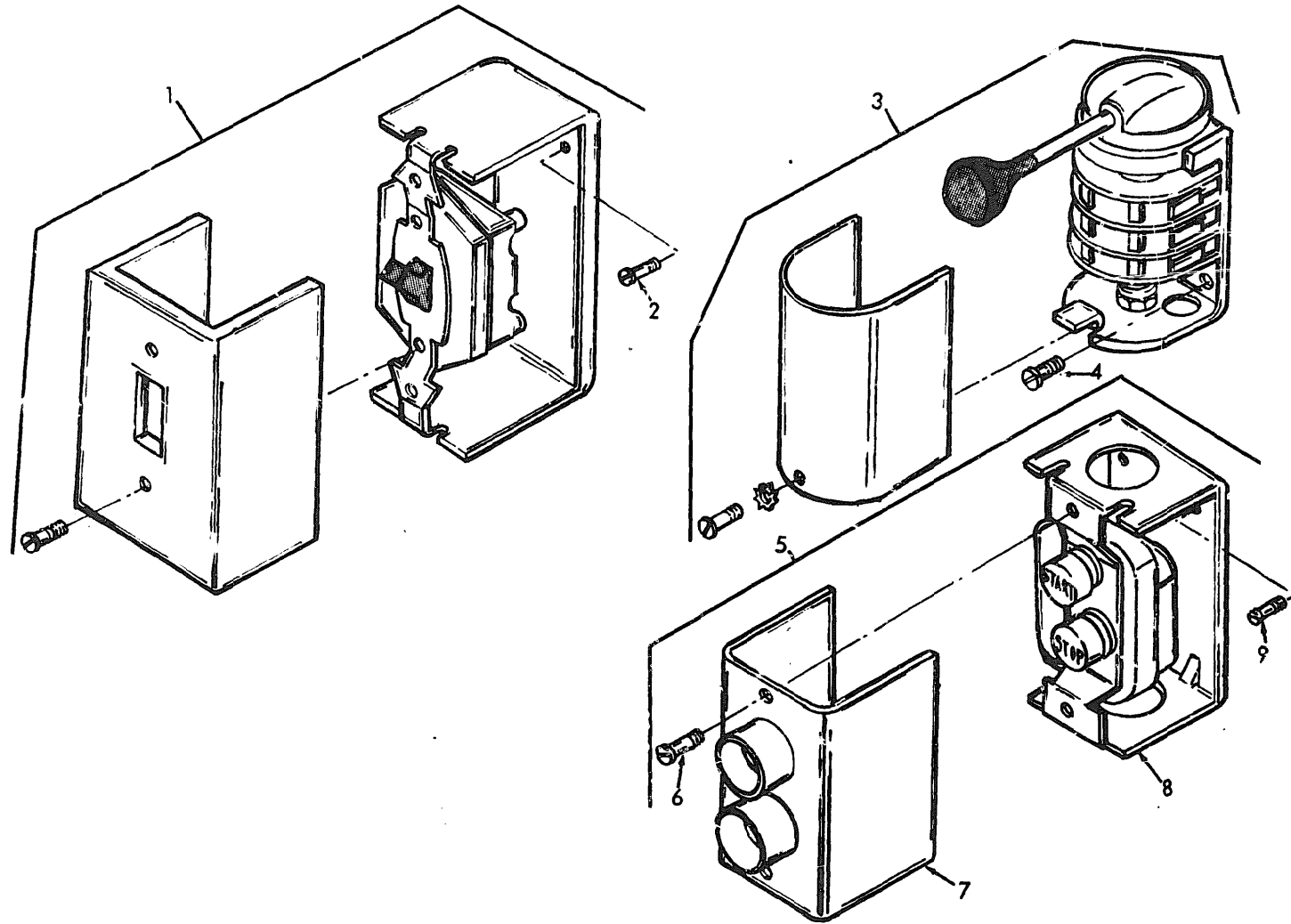


Figure 34. Drive Mechanisms

ME 3610-220-24P/34

Figure 35. Switches



ME 3610-220-24P/35

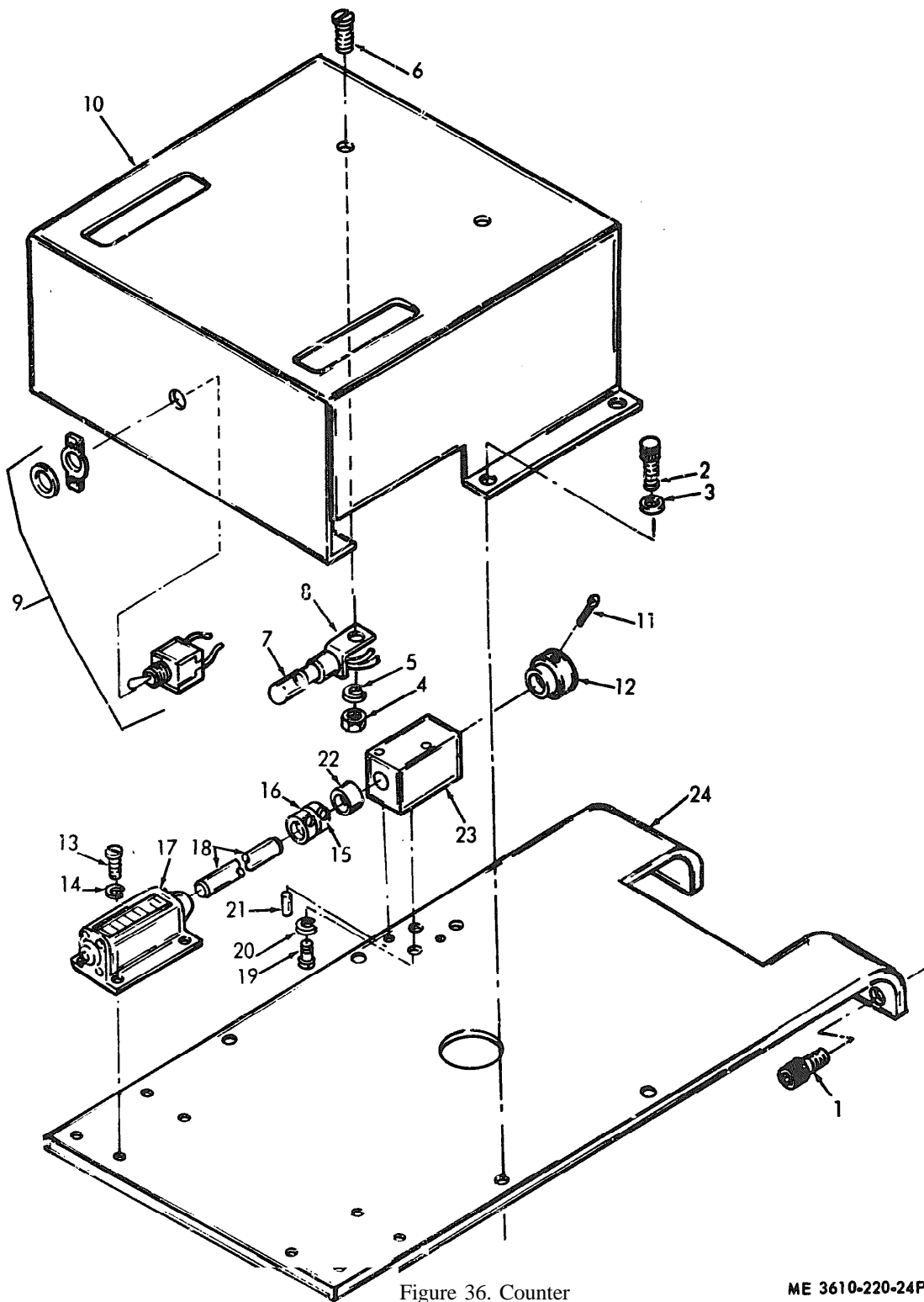
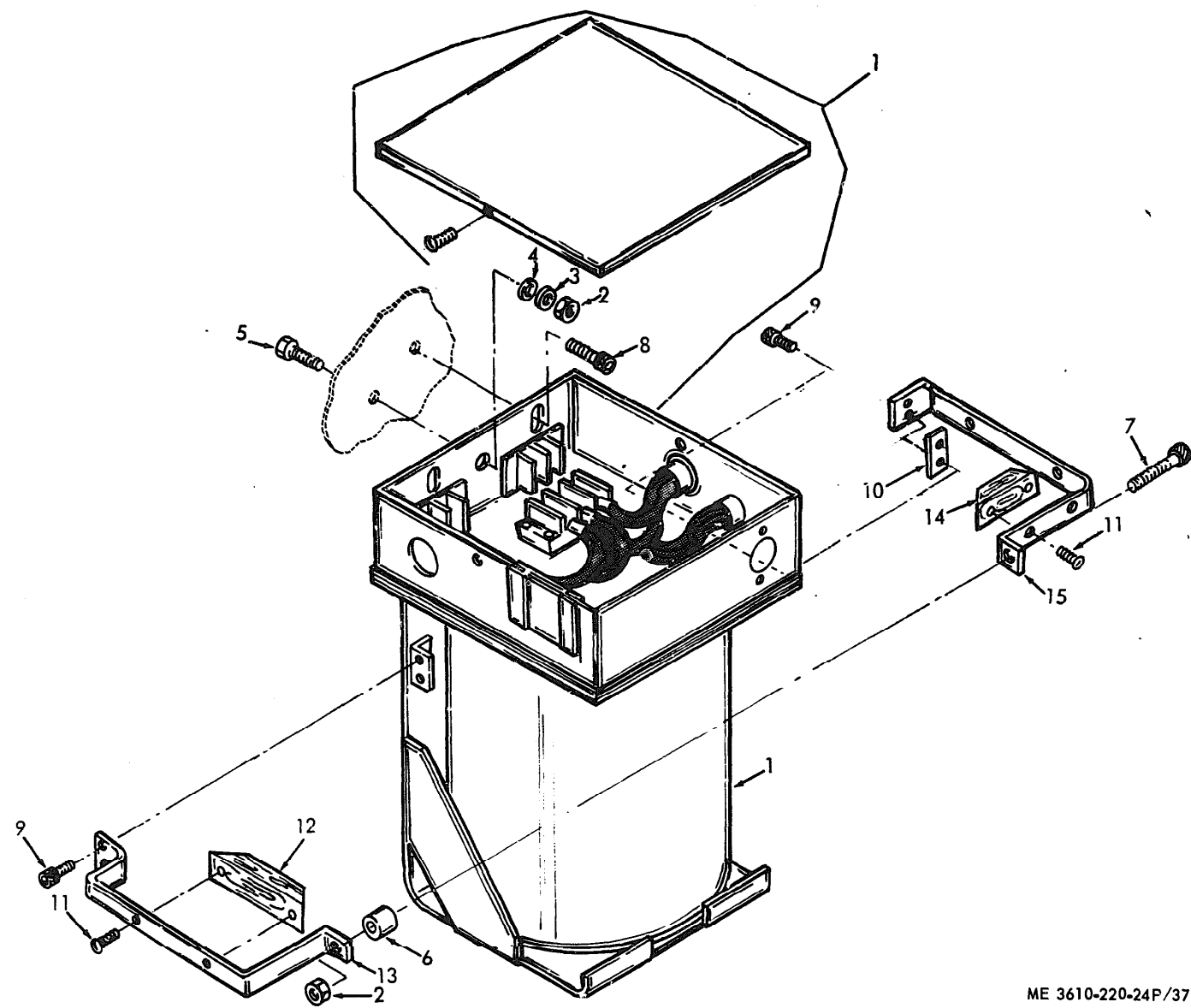


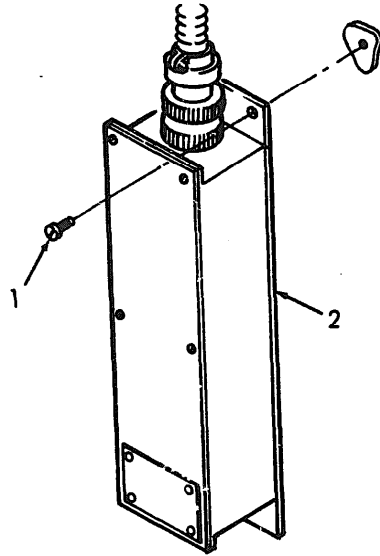
Figure 36. Counter

ME 3610-220-24P/34



ME 3610-220-24P/37

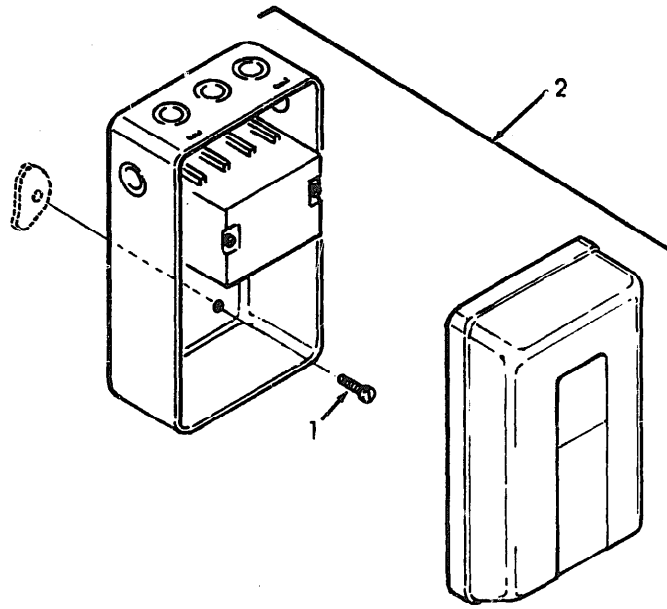
Figure 37. Transformer



ME 3610-220-24P/38

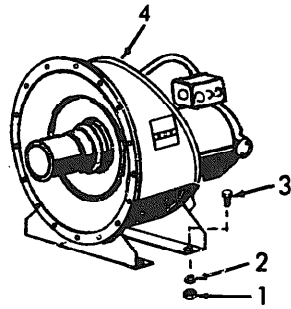
Figure 38. Electronic Sensing Device





ME 3610-220-24P/40

Figure 40. Magnetic Starter Arc Lamp



ME 3610-220-24P/42

Figure 42. Vacuum Turbo-Compressor

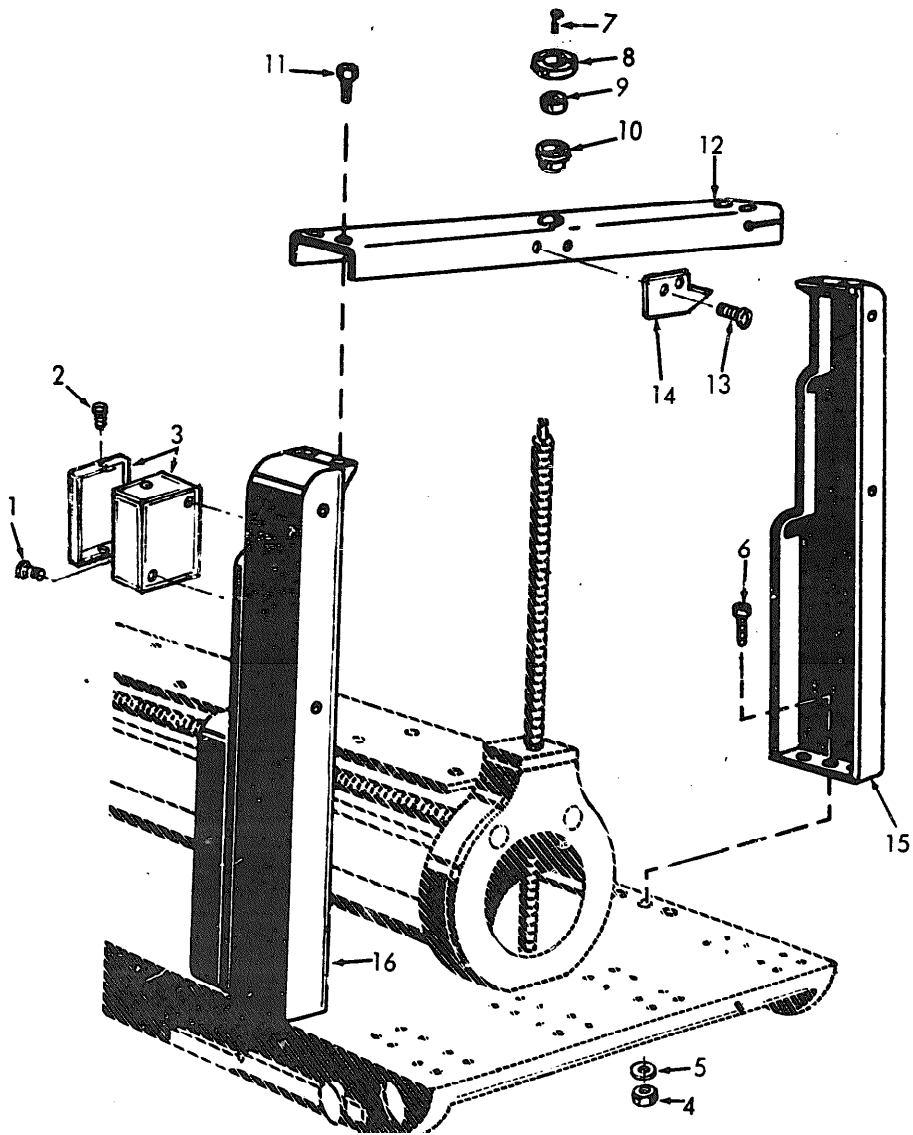


Figure 43. Truss Support

ME 3610-220-24P/43

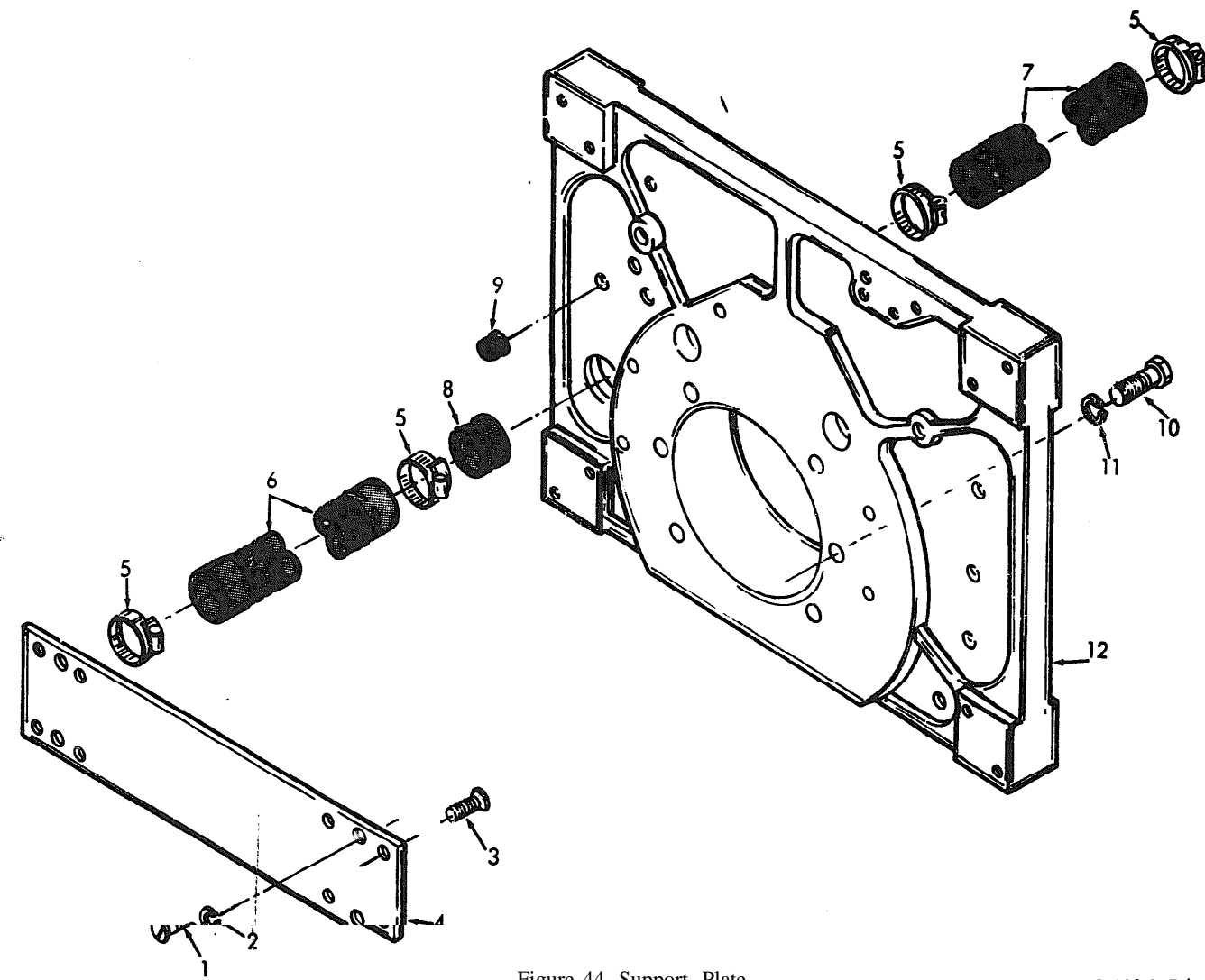


Figure 44. Support, Plate

ME 3610-220-24P/44

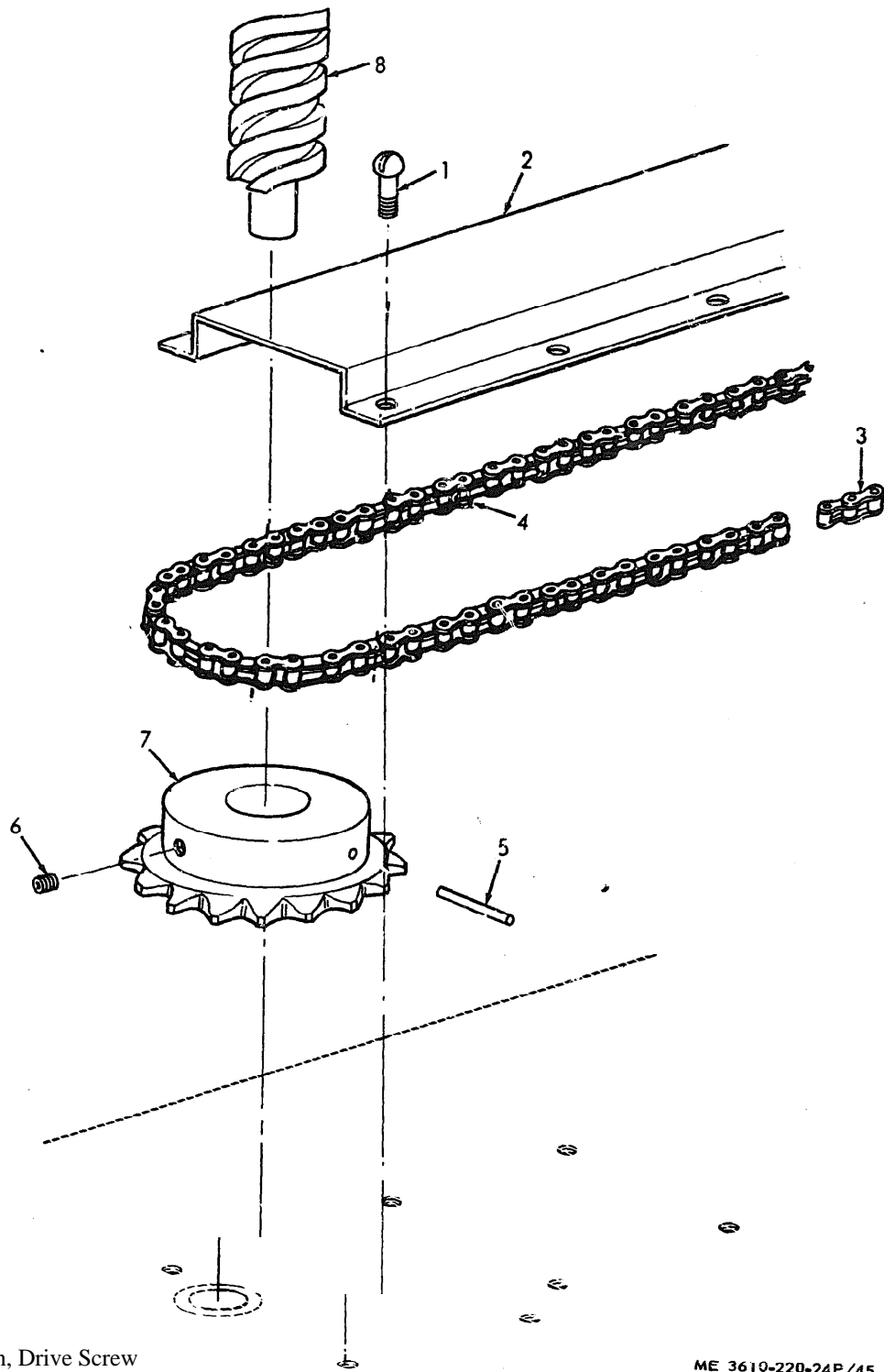


Figure 45. Chain, Drive Screw

ME 3610-220-24P/45

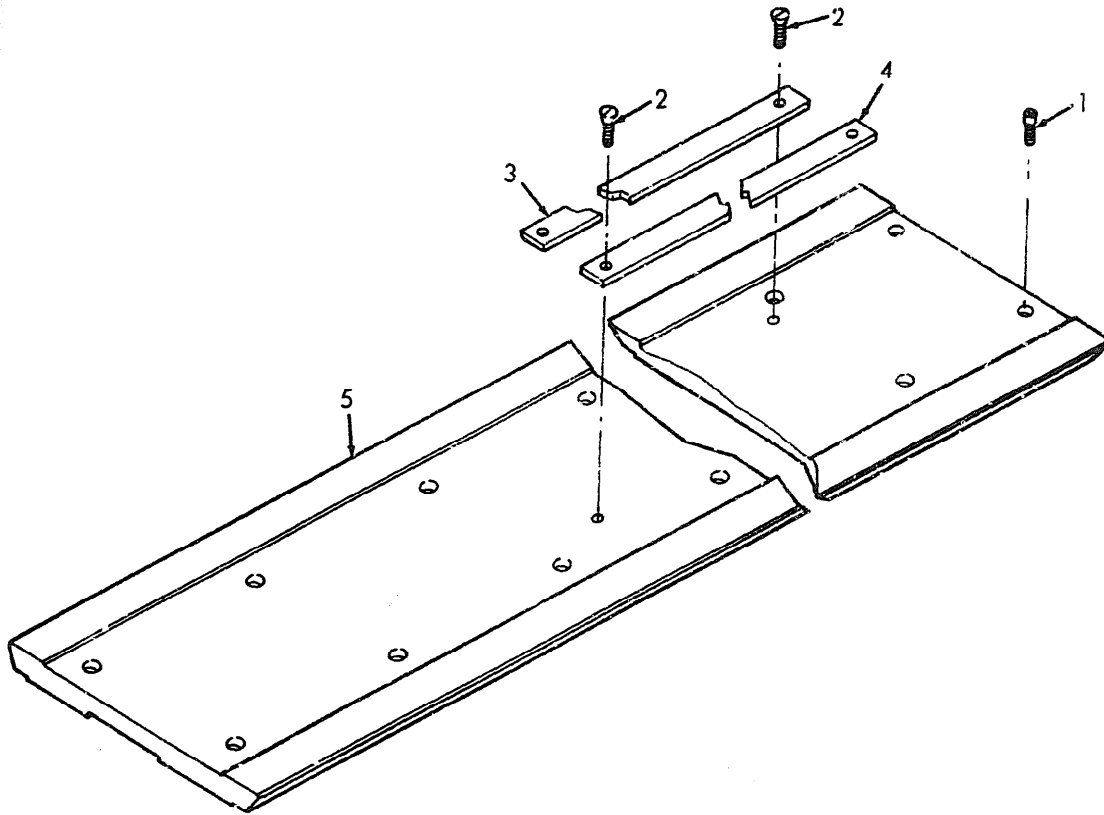
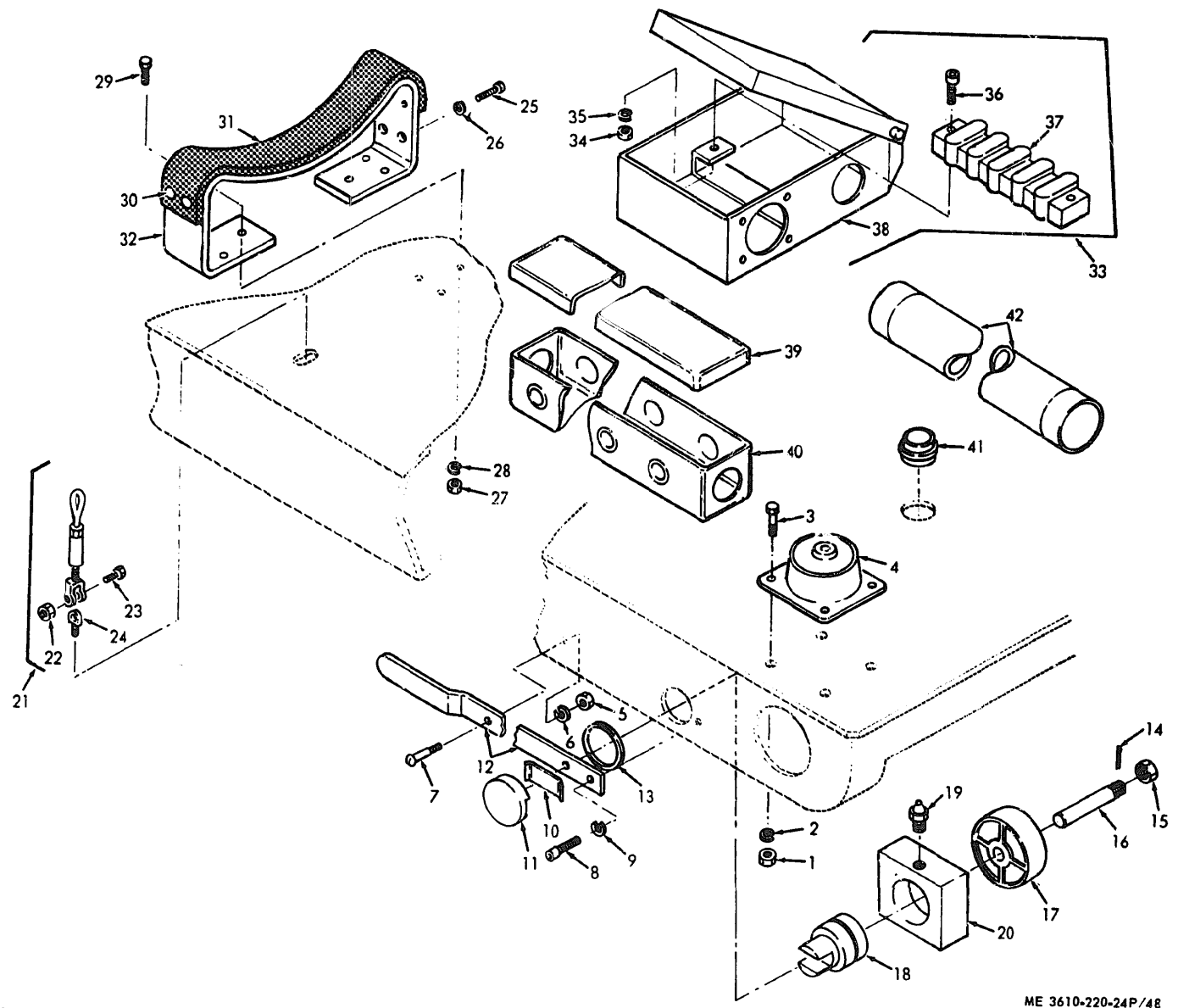


Figure 46. Rail

ME 3610-220-24P/46

Figure 48. Camera Base



**Section VII. INDEX-FEDERAL STOCK NUMBER AND REFERENCE NUMBER  
CROSS-REFERENCE TO FIGURE AND ITEM NUMBER**

<u>STOCK NUMBER</u>	<u>FIGURE No.</u>	<u>ITEM No.</u>	<u>STOCK NUMBER</u>	<u>FIGURE No.</u>	<u>ITEM No.</u>
3010-230-9680	34	9	3610-495-5757	45	8
3020-231-5511	28	17	3610-495-5766	34	29
3020-238-5242	21	8	3610-495-5767	6	11
3020-238-5243	34	23	3610-495-5775	6	6
3020-238-5244	2	4	3610-495-5805	45	8
3020-238-5245	45	7	3610-495-5813	5	7
3020-238-5246	8	26	3610-495-5814	7	13
3020-238-5247	4	14	3610-495-5818	8	18
3020-238-5248	31	7	3610-495-5819	25	12
3020-891-5227	8		3610-937-3821	43	
3040-230-9683	13	2	3610-987-2803	10	24
3040-480-7346	34	16	3610-987-2804	10	25
3040-480-7347	4	6	4730-050-4208	48	19
3040-480-7350	13	9	4730-196-1467	26	7
3040-480-7351	3	8	4730-231-5512	21	5
3040-480-7353	4	15	4930-451-6069	27	9
3040-480-7354	18	14	5305-052-9056	5	19
3110-120-4505	2	3	5305-053-1088	1	5
3110-151-8176	43	9	5305-057-0522	5	10
3110-227-2805	27	3	5305-058-9377	18	3
3120-182-8831	4	2		21	4
3120-444-1474	24	6		21	6
3120-444-1477	25	10	5305-059-2484	28	19
3120-444-1478	48	41	5305-059-4568	19	1
3120-444-1479	33	7		20	4
	34	30		22	
3120-444-1480	36	22	5305-068-0502	6	16
3120-444-1481	4	18		48	3
	30	14	5305-068-0509	37	7
	30	20	5305-071-1312	25	15
3120-444-1486	12	24	5305-081-6729	25	5
3120-444-1490	34	24	5305-088-8332	25	13
3120-444-7137	4	3	5305-206-3712	22	6
3120-444-7138	34	13	5305-207-7463	17	1
3120-444-7139	34	17	5305-225-8498	34	11
3120-444-7140	30	28	5305-242-4104	20	3
3130-480-7348	21	27	5305-269-3211	43	11
3130-497-1608	30	38		48	29
3130-497-1609	18	13	5305-269-3213	33	10
3610-230-2761	28	20	5305-269-3214	30	34
3610-230-2762	3	6	5305-269-3215	42	3
3610-257-1410	10	18	5305-421-6967	7	1
3610-257-1414	10	7	5305-472-5313	27	2
3610-257-1417	10	10	5305-616-3728	48	25
3610-257-1422	10	5	5305-655-6270	4	23
3610-257-1424	10		5305-680-6866	18	5
3610-257-1427	10	22	5305-680-9198	8	21
3610-418-4682	23	1	5305-723-9379	27	5
	24	5	5305-723-9383	30	35
3610-418-4684	36	12	5305-723-9387	30	5
3610-418-4686	36	16	5305-724-6735	31	5
3610-418-4687	33	5	5305-724-6736	1	1
3610-418-4688	5	16		1	3
3610-418-4689	33	13		18	2
3610-418-4690	8	5		28	22
3610-418-4691	28	11		32	2
3610-418-4692	7	2		33	3
3610-418-4693	5	13		34	14
3610-418-4694	12	25		45	6
3610-418-4695	3	9	5305-724-6738	28	13
3610-418-4696	4	17		34	28
3610-418-4697	4	9	5305-726-3090	28	18
3610-418-4698	21	2	5305-782-9494	43	5
3610-418-4699	5	2	5305-889-3116	4	1
3610-418-4700	5	3	5305-889-3118	36	2
3610-418-4701			5305-900-4614	8	31
3610-418-4702	21	3	5305-901-3106	20	8
3610-418-4703	44	8	5305-903-3250	37	11
3610-418-4704	8	24	5305-903-3663	7	6
3610-418-4705	8	24	5305-922-3982	27	13
3610-418-4706	19		5305-949-3804	3	3
3610-418-4707	29	2	5305-954-3487	8	28
3610-418-4708	12	15	5305-958-0586	38	1
3610-418-4709	34	31	5305-958-5245	20	11
3610-419-4252	12	21		20	13
3610-419-8590	48	12	5305-958-5246	1	19
3610-419-8591	15			25	7
3610-419-8592	7	5		46	2
3610-419-8593	5	11		18	4
3610-419-8594	5	12	5305-958-5247	18	12
3610-419-8595	34	26		18	12
3610-419-8596	5	18	5305-958-5260	28	10
	5	17	5305-958-5450	22	20



**Section VII. INDEX-FEDERAL STOCK NUMBER AND REFERENCE NUMBER  
CROSS-REFERENCE TO FIGURE AND ITEM NUMBER**

<u>STOCK NUMBER</u>	<u>FIGURE No.</u>	<u>ITEM No.</u>	<u>STOCK NUMBER</u>	<u>FIGURE No.</u>	<u>ITEM No.</u>
5305-978-9346	29	9	5305-995-6311	39	1
5305-978-9347	19	2	5305-995-6511	47	
	29	3	5306-354-3685	12	10
5305-978-9348	29	1	5306-444-7143	48	24
5305-978-9350	29	5	5307-230-9681	48	7
5305-978-9357	25	9	5307-418-4678	21	21
5305-978-9377	3	7	5307-418-4679	30	27
	6	1	5307-418-4680	30	32
	43	7	5307-418-4681	30	17
5305-978-9378	1	16	5309-889-3000	22	13
	31	3	5309-983-6623	44	1
	37	9	5310-045-3296	6	4
	48	8		7	11
5305-978-9379	8	11		8	4
	8	23		27	12
	22	1		36	20
	31	1		39	2
5305-978-9380	12	18		48	35
	27	6	5310-045-3299	36	3
5305-978-9383	14	17	5310-050-3267	30	26
5305-978-9385	37	5	5310-050-3289	8	15
5305-978-9390	7	3	5310-080-6004	7	4
5305-978-9392	15			12	23
5305-978-9393	21	19	5310-167-0662	22	11
	21	22	5310-209-1239	22	17
	30	36	5310-209-1366	5	9
5305-978-9396	21	11	5310-256-5472	12	5
5305-983-6621	37	8	5310-256-5474	18	8
5305-983-6642	11	2	5310-402-9566	8	20
5305-983-6651	8	3		48	26
5305-987-6652	7	8	5310-407-9566	44	2
	7	12	5310-431-8894	36	14
	20	18	5310-478-5733	34	32
5305-983-6654	4	19	5310-543-5092	30	29
	4	21	5310-543-5101	15	
5305-983-6656	14	21	5310-582-5677	4	12
	26	10	5310-582-5965	37	3
5305-983-7428	5	4	5310-584-5272	11	3
	6	2		21	14
	8	1		30	13
5305-983-7429	28	15		43	6
	20	23		44	11
	21	1	5310-584-7888	21	17
	34	21	5310-584-7991	27	1
5305-983-7430	6	5	5310-637-9541	21	20
5305-983-7446	46	1		21	23
	47	9		25	4
5305-983-7450	47	12		28	9
5305-983-7462	44	10		30	30
5305-983-7464	21	13		30	37
	30	12		34	19
5305-983-8075	12	22		36	5
5305-983-8084	28	26		42	2
5305-984-4983	22	9		48	28
5305-984-4984	22	16	5310-691-0141	18	9
5305-984-4988	10	8	5310-732-0558	25	3
5305-984-6189	4	27		28	8
5305-984-6194	4	7		42	1
5305-984-7341	4	16		48	27
	12	19	5310-761-6882	16	1
	28	1		25	6
	28	3		28	4
	28	24		37	2
5305-984-7361	20	7		48	1
5305-988-1723	25	18		48	5
5305-988-7844	11	1	5310-768-0318	43	4
	34	18	5310-809-4058	22	2
5305-989-6265	1	7		27	7
5305-989-7434	36	19		48	6
	43	13	5310-809-5998	11	4
5305-990-6444	14	4	5310-809-8533	21	18
	14	10	5310-809-8544	22	10
	26	3		22	14
	31	11	5310-809-8546	27	11
	35	2	5310-834-8732	47	2
	35	4	5310-834-8734	22	23
	35	9	5310-838-1702	21	16
	36	6	5310-842-7605	12	2
5305-993-1848	43	1	5310-851-2674	27	4
5305-995-3441	48	36		28	6
5305-995-3442	45	1	5310-866-4573	14	18
	6	7		16	2

Section VII. INDEX-FEDERAL STOCK NUMBER AND REFERENCE NUMBER  
CROSS-REFERENCE TO FIGURE AND ITEM NUMBER

REFERENCE No.	MFG CODE	FIGURE No.	ITEM No.	REFERENCE No.	MFG CODE	FIGURE No.	ITEM No.
AS021	01121	14	20	MS16997-20	96906	29	1
A21242	83113	17	2	MS16997-22	96906	29	5
BICEPC	37405	10		MS16997-27	96906	3	7
BICKOIH	37405	10	17	MS16997-57	96906	6	1
BICKO3C	37405	10	5		96906	43	7
BICKOD	37405	10	27	MS16997-58	96906	1	16
BICCOG	37405	10	1		96906	31	3
BICCOIA	37405	10	18		96906	37	9
BICCOIC	37405	10	6		96906	48	8
BICCOIE	37405	10	20	MS16997-59	96906	8	11
BICCOIF	37405	10	24		96906	8	23
BICCOIH	37405	10	15		96906	22	1
BICCOIA	37405	10	19		96906	31	1
BICCOIH	37405	10	3	MS16997-60	96906	28	26
BICCOIH	37405	10	16	MS16997-61	96906	12	18
BICCOIF	37405	10	21		96906	27	6
BICCOIF	37405	10	25	MS16997-62	96906	37	5
BICCOIA	37405	10	23	MS16997-65	96906	14	17
BICCOIH	37405	10		MS16997-80	96906	37	8
BICCOIA	37405	10	22		96906	44	1
BICCOIE	37405	10	26	MS16997-95	96906	7	3
BICCOIF	37405	10	2	MS16997-97	96906	15	
BICCOIHA	37405	10	10	MS16997-98	96906	21	19
BICCOIHB	37405	10	7		96906	21	22
BICCOIH	37405	10	11		96906	30	36
BICCOIC	37405	10	4	MS16998-26	96906	5	4
BICCOIH	37405	10	13		96906	6	2
BICCOIH	37405	10	12		96906	8	1
BICCOIH	37405	10	14		96906	28	1F
BICCOIH	37405	10		MS16998-27	96906	8	3
BL50	03743	14	3	MS16998-28	96906	20	23
	03743	26	2		96906	34	21
BP	87405	10	9	MS16998-29	96906	7	8
LD2CP	81487	48	40		96906	20	8
LO25	81487	48	39	MS16998-31	96906	4	19
MILL19037TYPE6	81349	22	22		96906	4	21
MILW76B	70903	22		MS16998-33	96906	6	5
MS15003-1	96906	48	19	MS16998-35	96906	14	21
MS15589-2	96906	22	3		96906	26	10
MS15589-3	96906	22	4	MS16998-72	96906	46	1
MS15795-208	96906	27	11		96906	47	9
MS15795-214	96906	7	4	MS16998-76	96906	47	12
	96906	12	23	MS20060-120	96906	33	6
MS15795-418	96906	13	9	MS20060-127	96906	3	12
MS15795-810	96906	4	12	MS20060-194	96906	4	5
MS15795-842	96906	37	4	MS20060-210	96906	31	8
MS16228-3	96906	27	1	MS20068-169	96906	34	27
MS16555-329	96906	34	3	MS20426AD4-6	96906	20	17
MS16555-350	96906	34	36	MS20426AD8-6	96906	22	
MS16555-631	96906	5	15	MS20426AD8-8	96906	22	
MS16556-27	96906	4	10	MS21301-33	96906	27	2
	96906	24	1	MS21316-23	96906	3	3
	96906	25	17	MS24461-8	96906	27	3
	96906	36	21	MS24630-44	96906	5	19
MS16556-626	96906	4	13	MS24641-13	96906	43	2
	96906	16	4	MS24665-297	96906	12	1
MS16556-628	96906	20	15	MS24665-351	96906	8	25
MS16556-630	96906	29	8	MS24665-357	96906	48	14
MS16556-663	96906	30	11	MS24665-370	96906	5	1
MS1656-664	96906	21	12	MS24667-21	96906	8	31
MS16556-7	96906	23	2	MS24667-35	96906	25	5
MS16562-35	96906	36	11	MS24668-3	96906	7	6
MS16562-44	96906	13	6	MS24692-319	96906	45	5
MS16562-48	96906	32	3	MS24692-343P	96906	12	7
MS16562-51	96906	21	7		96906	12	11
	96906	34	1	MS25098-22	96906	36	9
MS16562-66	96906	33	4	MS27183-70	96906	22	2
MS16562-68	96906	31	6		96906	27	7
MS16632-1037	96906	2	1		96906	48	6
	96906	3	1	MS27183-18	96906	11	4
MS16902-47	96906	25	9	MS27183-49	96906	21	18
MS16995-80	96906	11	1	MS27183-7	96906	22	10
	96906	34	18		96906	22	14
MS16997-101	96906	12	22	MS35190-240	96906	22	20
	96906	21	11	MS35190-253	96906	19	1
MS16997-139	96906	11	2		96906	20	4
MS16997-143	96906	44	10		96906	22	
MS16997-148	96906	21	13	MS35190-271	96906	8	28
	96906	30	12	MS35190-272	96906	25	13
MS16997-18	96906	29	9	MS35190-288	96906	20	11
MS16997-19	96906	19	2		96906	20	13
	96906	29	3	MS35190-289	96906	1	19

Section VII. INDEX-FEDERAL STOCK NUMBER AND REFERENCE NUMBER  
 CROSS-REFERENCE TO FIGURE AND ITEM NUMBER

REFERENCE No.	MFG CODE	FIGURE No.	ITEM No.	REFERENCE No.	MFG CODE	FIGURE No.	ITEM No.
MS90725-62	96906	33	10	1022-168-11	97403	13	5
MS90725-64	96906	30	34	1022-170-10	83113	30	23
MS90725-65	96906	42	3	1031-20	83113	20	14
MS90728-10	96906	37	7	1031-21	83113	20	12
MS9164-070	96906	8	6	1031-22	83113	25	8
NEWATYPE	81487	31	9	1032-31	83113	23	1
NEWATYPR1FGI	81487	14	1		83113	24	5
NE58	39428	36	7		83113	9	1
RC12	95064	14	10	1032-32	83113	20	3
	95064	14	19	1032-34	83113	33	12
	95064	14	22	1032-35	83113	48	
	95064	26	4	1033-103	83113	11	5
	95064	26	6	1033-104-1	83113	11	7
	95064	26	9	1033-104-2	83113	16	6
SC0307	76474	33		1033-65	83113	28	12
	76474	33	1	1033-66	83113	25	
VCX	23287	13	1	1033-67	83113	7	7
WAC2	37405	38	2	1033-69	83113	37	10
WC596D8	81349	14	13	1033-76	83113	8	22
1000-21	83113	1	12	1033-77	83113	20	24
1000-35	83113	48	10	1035-23	83113	20	25
1000-37	83113	13	8	1035-24	83113	48	37
1000-39	83113	18	1	1035-25	83113	6	10
1000-41	83113	6	9	1037-07	83113	6	8
1000-42	83113	24	3	1037-08	83113	12	20
1000-47	83113	8	17	1037-09	83113	27	15
1001-11-1	83113	12	4	1037-10	83113	5	20
	83113	12	6	1038-02	83113	29	4
1001-11-2	83113	12	3	1039-18	83113	34	6
1001-12	83113	8	16	1044-09	83113	8	14
1001-13	83113	22	24	1044-10	83113	6	13
1001-20	83113	30	8	1044-12	83113	48	42
1001U	56213	42	4	1045-04	83113	48	13
1001W12100	81487	14	7	1045-06	83113	34	
	81487	35	6	1048-13	83113	23	6
1002-07	83113	48	11	1048-14	83113	23	5
1002-08	83113	30	9	1050-08	83113	45	4
1002-09	83113	30	19	1050-11	83113	30	2
1002-163-2	83113	47	4	1050-12	83113	44	7
1004-51	83113	48		1050-13	83113	44	6
1004-52ITEM1	83113	48		1050-14	83113	14	16
1004-54	83113	6		1050-15	83113	7	15
1004-55	83113	6	6	1050-16	83113	7	14
1004-56	83113	6	11	1052-23	83113	47	1
1004-57	83113	35		1052-24	83113	7	9
1004-59	83113	33		1052-25	83113	20	10
1005-33	83113	48	20	1052-26	83113	25	11
1005-34	83113	36	23	1052-28	83113	34	7
100605	83113	1	13	1052-29	83113	31	14
1010-16	83113	48	18	1052-30	83113	18	11
1014-64	83113	20	9	1052-31	83113	21	5
1014-66	83113	6	17	1053-04	83113	34	23
1017-27	83113	4	22	1057-15	83113	32	4
1017-28-1	83113	4	24	1057-18	83113	45	2
1017-28-2	83113	4	24	1062-04	83113	8	
1017-29	83113	4	20	1063-25	83113	34	34
1017-33	83113	20	5	1064-08	83113	23	4
1017-34	83113	18	7	1064-13	83113	24	4
1017-35	83113	29	7	1064-14	83113	28	5
1017-36	83113	29	6	1064-16	83113	48	41
1017-37	83113	11	6	1066-14	83113	2	4
1017-38-1	83113	37	12	1066-15	83113	25	10
1017-38-2	83113	37	14	1066-18	83113	6	14
1018-81	83113	8	27	1069-17	83113	34	24
1018-82	83113	21	9	1069-18	83113	30	28
1018-87	83113	28	23	1069-23	83113	36	22
1018-88	83113	28		1069-24	83113	8	
1018-90	83113	23	3	1069-25	83113	12	24
1018-92	83113	36	18	1069-26	83113	4	18
1018-93	83113	34	10	1069-26	83113	30	14
1020-14	83113	13	7	1069-27	83113	30	20
1020-15	83113	18	6		83113	24	2
1020-16	83113	30	22	1072-15	83113	2	2
1020-17	83113	6	12	1072-16	83113	3	2
1020-18	83113	12	12		83113	1	6
1020-19	83113	34	15	1072-36	83113	3	5
1020-20	83113	34		1074-06	83113	33	13
1020-21	83113	8	10	1074-10	83113	30	10
1022-145-1	83113	36	14	1076-04	83113	4	4
1022-145-11	96906	36	15	1077-03-1	83113	4	4
1022-145-5	83113	36	13	1080-08	83113	1	18
1022-168-10	97403	13	3	1080-09	83113	1	15

Section VII. INDEX-FEDERAL STOCK NUMBER AND REFERENCE NUMBER

CROSS-REFERENCE TO FIGURE AND ITEM NUMBER


REFERENCE No.	MFG CODE	FIGURE No.	ITEM No.	REFERENCE No.	MFG CODE	FIGURE No.	ITEM No.	
2005-28	83113	46	4	3012-14	83113	30	18	
2005-29	83113	28	16	3015-05	83113	47	13	
2005-30	83113	44	4	3015-11	83113	36	24	
2009-31	83113	31	13	3015-12	83113	37		
2030-21	83113	29		3021-05-1	83113	31	4	
2010-22	83113	6		3021-05-2	83113	31	4	
2010-24	83113	9		3022-03	83113	36	10	
2014-12	83113	20	26	3022-03	83113	30	33	
2014-13	83113	20	16	3035-02	83113	22		
2022-13	83113	1	9	3035-01	83113	48	38	
2025-12	83113	1	14	3035-02	83113	43	12	
2027-30	83113	1	11	3038-01	83113	43	15	
2033-02	83113	1	17	3040-01-1	83113	43	16	
2034-02	83113	47	14	3040-01-2	83113	8	2	
2034-03	83113	6	15	3041-01	83113	46	5	
2041-05	83113	25	14	3042-01	83113	25	20	
2041-06	83113	11	8	3042-01	83113	25	19	
2046-02	83113	47	5	3044-02	83113	5	7	
2051-02	83113	43	8	3051-01	83113	5	7	
2051-03	83113	22		35	71041	8	8	
2051-35	83113	1	8	35CL	71041	8	7	
2052-03	83113	29	11	3596BC	04009	43	3	
2053-01	83113	20	20	4000-100	83113	11		
2053-02	83113	20	21	4000-80	83113	48		
2053-03	83113	20	19	4000-81	83113	48		
2053-04	83113	5	14	4000-82	83113	47		
2053-05	83113	5	5	4000-83	83113	43		
2054-01	83113	30	24	4000-84	83113	3		
2055-01	83113	28	7	4000-85	83113	46		
2056-01	83113	43	12	4000-86	83113	4		
2056-02	83113	27	16	4000-87	83113	8		
2058-01	83113	36	17	4000-88	83113	21		
2059-01	83113	48	32	4008-89	83113	16		
2063-01	83113	43	14	4000-90	83113	30		
2064-01-1	83113	28	25	4000-91	83113	28		
2064-01-1-10	83113	28	25	4000-92	83113	22		
2064-01-1-1	83113	28	25	4000-93	83113	22		
2064-01-2	83113	28	25	4000-94	83113	37		
2064-01-3	83113	28	25	4000-96	83113	44	12	
2064-01-4	83113	28	25	4012-05	83113	21	25	
2064-01-5	83113	28	25	4012-06	83113	30	39	
2064-01-6	83113	28	25	4012-07	83113	28	2	
2064-01-7	83113	28	25	4012-08	83113	28	28	
2064-01-8	83113	28	25	4012-09	83113	4	26	
2064-01-9	83113	28	25	4022-02	83113	25		
2068-01	83113	45	7	4022-03	83113	1	21	
2069-01	83113	37	13	4022-04	83113	47	11	
2069-02	83113	37	15	4023-01	83113	47	10	
2070-01	83113	20		4023-02	83113	8	30	
2070-04	83116	5	6	4025-01	83113	25	21	
2070-17	83113	5	22	418742	01364	22	15	
2071-08	83113	37	1	45149	39428	26	8	
2072-01	83113	27	14	48	71041	45	45	
2165C6X1	81487	14	9	48YPESPLCONNLINK	71041	45	3	
216552G1	81487	35	8	50-3289	00000	8	15	
2201	81487	14	8	5003-179	83113	1		
2510FG1	81487	35	7	5033-59	24457	22	8	
2601AG2	81487	14	8	5033-57	21450	30	26	
3000-19	81487	35	9	5033-57	00000	30	21	
3000-52	81487	15	2	517	71041	43	9	
3001-150	83113	14	12	52C1	03743	14	24	
3001-54	83113	26	1	52151-1-2	03743	14	25	
3001-55	83113	35	1	5415L	39428	30	1	
3001-56	83113	3	13		39428	44	5	
3001-57	83113	2	5		03743	14	14	
3001-58	83113	46			08108	13	1A	
3001-59	83113	20			01364	22	7	
3001-60	83113	12			60034	92940	32	5
3001-62	83113	27			7464	83315	22	
3001-64	83113	36			7466	83315	22	19
3001-68	83113	15			7541065	00000	2	3
3001-69	83113	48			78X769	24457	22	7
3012-11	83113	48	33		8270	03743	14	11
3012-12-1	83113	4	25			03743	26	5
3012-12-2	83113	21	15			81487	40	2
3012-13	83113	21	15			81487	41	2
	83113	20	27			24457	22	12
						24457	22	18
						81487	14	6
						81487	35	5
						81487	14	23
						81487	26	11

**END**

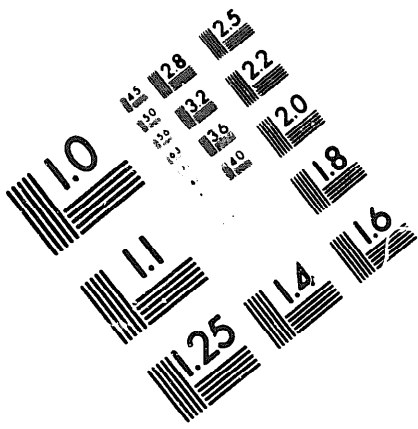
8-10-83

**DATE**





DEPARTMENT OF THE ARMY  
MICROFORM  
TEST TARGET



150 mm (e= 81 mm)

ABCDEFGHIJKLMNQRSTUUVWXYZ1234567890  
abcdefghijklmnopqrstuvwxyz\$%&/'%#1/2 1/4 3/4 - = + x & @ \*

1.5 mm (e= 1.09 mm)

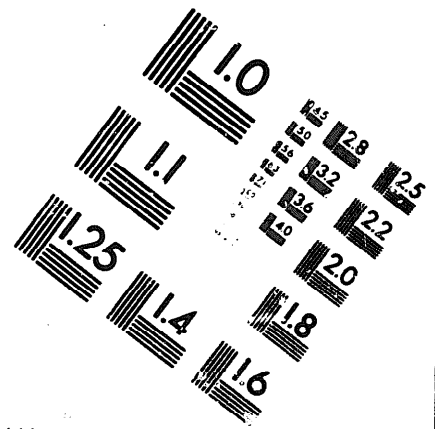
ABCDEFGHIJKLMNQRSTUUVWXYZ1234567890  
abcdefghijklmnopqrstuvwxyz\$%&/'%#1/2 1/4 3/4 - = + x & @ \*

2.0 mm (e= 1.37 mm)

ABCDEFGHIJKLMNQRSTUUVWXYZ  
abcdefghijklmnopqrstuvwxyz  
1234567890\$%&/'%#1/2 1/4 3/4 - = + x & @ \*

2.5 mm (e= 1.77 mm)

ABCDEFGHIJKLMNQRSTUUVWXYZ  
abcdefghijklmnopqrstuvwxyz  
1234567890\$%&/'%#1/2 1/4 3/4 - = + x & @ \*



150 mm (e= 81 mm)

ABCDEFGHIJKLMNQRSTUUVWXYZ1234567890  
abcdefghijklmnopqrstuvwxyz\$%&/'%#1/2 1/4 3/4 - = + x & @ \*

1.5 mm (e= 1.09 mm)


ABCDEFGHIJKLMNQRSTUUVWXYZ1234567890  
abcdefghijklmnopqrstuvwxyz\$%&/'%#1/2 1/4 3/4 - = + x & @ \*

2.0 mm (e= 1.37 mm)

ABCDEFGHIJKLMNQRSTUUVWXYZ  
abcdefghijklmnopqrstuvwxyz  
1234567890\$%&/'%#1/2 1/4 3/4 - = + x & @ \*

2.5 mm (e= 1.77 mm)

ABCDEFGHIJKLMNQRSTUUVWXYZ  
abcdefghijklmnopqrstuvwxyz  
1234567890\$%&/'%#1/2 1/4 3/4 - = + x & @ \*



200 mm

250 mm

